



Republic of the Philippines  
**DEPARTMENT OF SCIENCE AND TECHNOLOGY**  
**SCIENCE AND TECHNOLOGY INFORMATION INSTITUTE**



08 February 2024

Government Accountancy Office

Office of the Director

RECEIVED

Office of the Director *JC CASEP*

Date: 13 FEB. 2024

**MARTHA ROXANA C. SESE**  
Assistant Commissioner  
National Government Audit Sector  
COMMISSION ON AUDIT  
Diliman, Quezon City

Attention: **JOYCELYN R. RAMOS**  
Director IV- National Government Cluster 6

Dear **Asst. Commissioner Sese**:

In compliance with the Government Accounting Manual Vol. I, we are pleased to submit the **Financial Reports of SCIENCE AND TECHNOLOGY INFORMATION INSTITUTE (STII) as of and for the period ended 31 December 2023 with Restated Financial Statements FY 2022**, to wit:

1. Statement of Management Responsibility;
2. Pre-Closing and Post-Closing Trial Balance as of 31 December 2023;
3. *Restated* Pre-Closing and Post-Closing Trial Balance as of 31 December 2022;
4. Detailed and Condensed Statement of Financial Performance for the period ended 31 December 2023;
5. Detailed and Condensed Statement of Financial Position as of 31 December 2023;
6. Statement of Changes in Net Assets/Equity as of 31 December 2023;
7. Statement of Cash Flows for the period ended 31 December 2023;
8. Statement of Comparison of Budget and Actual Amount for the period ended 31 December 2023; and
9. Notes to Financial Statements.

We hope you find the documents in order.

Thank you.

Very truly yours,

**RICHARD P. BURGOS**  
Director





Republic of the Philippines  
**DEPARTMENT OF SCIENCE AND TECHNOLOGY**  
**SCIENCE AND TECHNOLOGY INFORMATION INSTITUTE**



08 February 2024

Government Accountancy Office  
 Office of the Director  
**RECEIVED**  
 Office of the Director *UC CASEP*  
 Date: ~~13 FEB 2024~~

**MS. REINA B. DELOS SANTOS**  
 State Auditor III  
 STII Bldg., DOST Complex  
 Bicutan, Taguig City

Dear **Auditor Delos Santos**:


In compliance with the Government Accounting Manual Vol. I, we are pleased to submit the **Financial Reports of SCIENCE AND TECHNOLOGY INFORMATION INSTITUTE (STII)** as of and for the period ended 31 December 2023 with *Restated* Financial Statements FY 2022, to wit:

1. Statement of Management Responsibility;
2. Pre-Closing and Post-Closing Trial Balance as of 31 December 2023;
3. *Restated* Pre-Closing and Post-Closing Trial Balance as of 31 December 2022;
4. Detailed and Condensed Statement of Financial Performance for the period ended 31 December 2023;
5. Detailed and Condensed Statement of Financial Position as of 31 December 2023;
6. Statement of Changes in Net Assets/Equity as of 31 December 2023;
7. Statement of Cash Flows for the period ended 31 December 2023;
8. Statement of Comparison of Budget and Actual Amount for the period ended 31 December 2023; and
9. Notes to Financial Statements.

We hope you find the documents in order. Thank you.

Very truly yours,

**RICHARD P. BURGOS**  
 Director





# Financial Statements and Accompanying Notes to Financial Statements

For the year ended and as of  
December 31, 2023


*with Restated Financial  
Statement for CY 2022*



## STATEMENT OF MANAGEMENT'S RESPONSIBILITY FOR FINANCIAL STATEMENTS

The management of **SCIENCE AND TECHNOLOGY INFORMATION INSTITUTE (STII)** is responsible for all information and representations contained in the accompanying Statement of Financial Position as of **31 December 2023** and the related Statement of Financial Performance, Statement of Cash Flows, Statement of Comparison of Budget and Actual Amounts, Statement of Changes in Net Assets/Equity and the Notes to Financial Statements for the period then ended. The financial statements have been prepared in conformity with the International Public Sector Accounting Standards and generally accepted state accounting principles, and reflect amounts that are based on the best estimates and informed judgment of management with an appropriate consideration to materiality.

In this regard, management maintains a system of accounting and reporting which provides for the necessary internal controls to ensure that transactions are properly authorized and recorded, assets are safeguarded against unauthorized use or disposition and liabilities are recognized.

  
**ARLENE E. CENTENO**  
Chief, Finance and Administrative Division

08 February 2024  
Date Signed

  
**RICHARD P. BURGOS**  
Director

08 February 2024  
Date Signed



# SCIENCE AND TECHNOLOGY INFORMATION INSTITUTE

STII Bldg. DOST Compound General Santos Ave., Bicutan Taguig City

Central Office

## Pre-Closing Trial Balance

As of December 31, 2023

Account Title	Account Code	Debit	Credit
Petty Cash	10101020	74,713.21	
Cash in Bank - Local Currency, Current Account	10102020	117,319.30	
Cash - Treasury/Agency Deposit, Regular	10104010	1,293,740.21	
Cash - Treasury/Agency Deposit, Trust	10104030	18,928,548.39	
Due from National Government Agencies	10303010	832,138.73	
Receivables- Disallowances/Charges	10399010	98,622.57	
Other Receivables	10399990	16,388.36	
Other Supplies and Materials Inventory	10404990	182,169.00	
Buildings	10604010	38,793,911.19	
Accumulated Depreciation - Buildings	10604011		17,168,981.48
Other Structures	10604990	94,080.00	
Accumulated Depreciation - Other Structures	10604991		19,364.80
Office Equipment	10605020	4,301,359.88	
Accumulated Depreciation - Office Equipment	10605021		3,323,158.88
Information and Communication Technology Equipment	10605030	25,306,361.26	
Accumulated Depreciation - Information and Communication Technology Equipment	10605031		16,828,996.05
Communication Equipment	10605070	10,557,009.13	
Accumulated Depreciation - Communication Equipment	10605071		8,437,284.27
Printing Equipment	10605120	170,000.00	
Accumulated Depreciation - Printing Equipment	10605121		161,500.00
Technical and Scientific Equipment	10605140	2,352,104.97	
Accumulated Depreciation - Technical and Scientific Equipment	10605141		2,234,499.74
Other Equipment	10605990	1,129,988.00	
Accumulated Depreciation - Other Equipment	10605991		339,938.18
Motor Vehicles	10606010	14,474,500.00	
Accumulated Depreciation - Motor Vehicles	10606011		3,927,888.17
Other Transportation Equipment	10606990	71,500.00	
Accumulated Depreciation - Other Transportation Equipment	10606991		67,925.00
Furniture and Fixtures	10607010	2,962,625.96	
Accumulated Depreciation - Furniture and Fixtures	10607011		2,500,700.09
Books	10607020	225,200.00	
Accumulated Depreciation - Books	10607021		213,940.00
Construction in Progress - Buildings and Other Structures	10698030	1,996,217.85	
Other Property, Plant and Equipment	10699990	72,000.00	
Accumulated Depreciation - Other Property, Plant and Equipment	10699991		68,400.00
Computer Software	10801020	1,735,879.09	
Accumulated Amortization - Computer Software	10801021		1,493,889.09
Other Intangible Assets	10801990	835,707.86	
Advances to Contractors	19902010	898,298.03	
Prepaid Registration	19902030	2,047.99	
Prepaid Insurance	19902050	134,930.08	
Other Prepayments	19902990	210,646.60	
Guaranty Deposits	19903020	15,567.00	
Other Assets	19999990	609,357.51	
Accounts Payable	20101010		3,630,989.60
Due to Officers and Employees	20101020		47,741.42
Due to BIR	20201010		1,095,470.94
Due to GSIS	20201020		55,093.93
Due to PhilHealth	20201040		7,106.80
Due to NGAs	20201050		17,706,858.47
Guaranty/Security Deposits Payable	20401040		963,278.78
Customers' Deposits Payable	20401050		9,000.00
Deferred Revenue from Grants and Donations	20501040		2,102,000.00
Other Unearned Revenue	20502990		5,500.00
Other Payables	29999990		17,532.56
Accumulated Surplus/(Deficit)	30101010		42,705,156.85
Fines and Penalties - Service Income	40201140		22,773.76
Other Service Income	40201990		121,548.90
Rent/Lease Income	40202050		54,000.00

Date/Time Printed : February 08, 2024 02:02:35 PM

Page 1 of 3



# SCIENCE AND TECHNOLOGY INFORMATION INSTITUTE

STII Bldg. DOST Compound General Santos Ave., Bicutan Taguig City

Central Office

## Pre-Closing Trial Balance

As of December 31, 2023

Account Title	Account Code	Debit	Credit
Income from Printing and Publication	40202150		51,850.00
Interest Income	40202210		37.30
Subsidy from National Government	40301010		130,948,260.74
Donations in Cash	40402010		698,000.00
Donations in Kind	40402020		5,898,000.00
Gain on Sale of Unserviceable Property	40501130		147,312.00
Miscellaneous Income	40699990		3,704.46
Salaries and Wages - Regular	50101010	27,982,936.76	
Salaries and Wages - Casual/Contractual	50101020	1,653,455.50	
Personal Economic Relief Allowance (PERA)	50102010	1,449,204.55	
Representation Allowance (RA)	50102020	280,750.00	
Transportation Allowance (TA)	50102030	175,000.00	
Clothing/Uniform Allowance	50102040	330,000.00	
Subsistence Allowance	50102050	1,413,699.50	
Laundry Allowance	50102060	259,056.58	
Honoraria	50102100	227,500.00	
Hazard Pay	50102110	2,428,989.09	
Longevity Pay	50102120	1,614,032.04	
Overtime and Night Pay	50102130	67,552.32	
Year End Bonus	50102140	2,540,662.30	
Cash Gift	50102150	309,500.00	
Mid-Year Bonus	50102160	48,146.00	
Other Bonuses and Allowances	50102990	5,608,370.25	
Retirement and Life Insurance Premiums	50103010	3,344,503.52	
Pag-IBIG Contributions	50103020	71,500.00	
PhilHealth Contributions	50103030	616,934.60	
Employees Compensation Insurance Premiums	50103040	71,000.00	
Terminal Leave Benefits	50104030	1,570,196.89	
Other Personnel Benefits	50104990	4,129,018.30	
Traveling Expenses - Local	50201010	3,360,785.93	
Traveling Expenses - Foreign	50201020	108,790.16	
Training Expenses	50202010	8,336,317.82	
Office Supplies Expenses	50203010	205,060.00	
Accountable Forms Expenses	50203020	500.00	
Fuel, Oil and Lubricants Expenses	50203090	662,439.27	
Semi-Expendable Machinery and Equipment Expenses	50203210	1,224,078.00	
Semi-Expendable Furniture, Fixtures and Books Expenses	50203220	400,106.00	
Other Supplies and Materials Expenses	50203990	3,598,057.80	
Water Expenses	50204010	97,537.62	
Electricity Expenses	50204020	3,210,115.48	
Postage and Courier Services	50205010	457,917.49	
Telephone Expenses	50205020	170,375.60	
Internet Subscription Expenses	50205030	108,000.00	
Awards/Rewards Expenses	50206010	62,000.00	
Extraordinary and Miscellaneous Expenses	50210030	135,600.00	
Legal Services	50211010	326,800.00	
Consultancy Services	50211030	758,011.80	
Other Professional Services	50211990	12,544,183.86	
Janitorial Services	50212020	1,384,123.77	
Security Services	50212030	1,576,816.31	
Repairs and Maintenance - Buildings and Other Structures	50213040	162,052.04	
Repairs and Maintenance - Machinery and Equipment	50213050	228,471.01	
Repairs and Maintenance - Transportation Equipment	50213060	233,755.72	
Repairs and Maintenance - Semi-Expendable Machinery and Equipment	50213210	30,977.06	
Taxes, Duties and Licenses	50215010	4,736.51	
Fidelity Bond Premiums	50215020	65,343.79	
Insurance Expenses	50215030	137,458.55	
Labor and Wages	50216010	14,210,797.97	
Advertising, Promotional and Marketing Expense	50299010	9,366,212.00	
Printing and Publication Expenses	50299020	1,687,667.00	



# SCIENCE AND TECHNOLOGY INFORMATION INSTITUTE

STII Bldg. DOST Compound General Santos Ave., Bicutan Taguig City

Central Office

## Pre-Closing Trial Balance

As of December 31, 2023

Account Title	Account Code	Debit	Credit
Representation Expenses	50299030	2,383,152.50	
Transportation and Delivery Expenses	50299040	19,916.00	
Rent/Lease Expenses	50299050	277,451.43	
Subscription Expenses	50299070	2,998,980.60	
Other Maintenance and Operating Expenses	50299990	816,656.00	
Depreciation - Buildings and Other Structures	50501040	1,544,279.56	
Depreciation - Machinery and Equipment	50501050	4,037,719.10	
Depreciation - Transportation Equipment	50501060	955,767.90	
Depreciation - Furniture, Fixtures and Books	50501070	236,696.17	
Amortization - Intangible Assets	50502010	213,935.00	
Loss on Sale of Assets	50504080	53,099.07	
<b>TOTAL</b>		<b>263,077,682.26</b>	<b>263,077,682.26</b>

CUSTODIAL FUNDS - TRUST RECEIPTS - INTER-AGENCY TRANSFERRED FUND (IATF)  
 GENERAL FUND - AUTOMATIC APPROPRIATIONS - RETIREMENT AND LIFE INSURANCE PREMIUMS  
 GENERAL FUND - CONTINUING APPROPRIATIONS - OPEC FUND FOR INTERNATIONAL DEVELOPMENT (OFID)  
 GENERAL FUND - NEW GENERAL APPROPRIATIONS - MISCELLANEOUS PERSONNEL BENEFITS FUND  
 GENERAL FUND - NEW GENERAL APPROPRIATIONS - PENSION AND GRATUITY FUND  
 GENERAL FUND - NEW GENERAL APPROPRIATIONS - SPECIFIC BUDGETS OF NATIONAL GOVERNMENT AGENCIES  
 OFF-BUDGETARY FUNDS - REVOLVING FUNDS - COMMISSION ON AUDIT REVOLVING FUND - FEES FROM DORMITORIES, TRAININGS AND SEMINARS

Certified Correct :

**MA. AURORA FEL. DAYANGCO**  
 Accountant III  
 Finance and Admin Division



# SCIENCE AND TECHNOLOGY INFORMATION INSTITUTE

STII Bldg. DOST Compound General Santos Ave., Bicutan Taguig City

Central Office

## Post-Closing Trial Balance

As of December 31, 2023

Account Title	Account Code	Debit	Credit
Petty Cash	10101020	74,713.21	
Cash in Bank - Local Currency, Current Account	10102020	117,319.30	
Cash - Treasury/Agency Deposit, Trust	10104030	18,928,548.39	
Due from National Government Agencies	10303010	832,138.73	
Receivables- Disallowances/Charges	10399010	98,622.57	
Other Receivables	10399990	16,388.36	
Other Supplies and Materials Inventory	10404990	182,169.00	
Buildings	10604010	38,793,911.19	
Accumulated Depreciation - Buildings	10604011		17,168,981.48
Other Structures	10604990	94,080.00	
Accumulated Depreciation - Other Structures	10604991		19,364.80
Office Equipment	10605020	4,301,359.88	
Accumulated Depreciation - Office Equipment	10605021		3,323,158.88
Information and Communication Technology Equipment	10605030	25,306,361.26	
Accumulated Depreciation - Information and Communication Technology Equipment	10605031		16,828,996.05
Communication Equipment	10605070	10,557,009.13	
Accumulated Depreciation - Communication Equipment	10605071		8,437,284.27
Printing Equipment	10605120	170,000.00	
Accumulated Depreciation - Printing Equipment	10605121		161,500.00
Technical and Scientific Equipment	10605140	2,352,104.97	
Accumulated Depreciation - Technical and Scientific Equipment	10605141		2,234,499.74
Other Equipment	10605990	1,129,988.00	
Accumulated Depreciation - Other Equipment	10605991		339,938.18
Motor Vehicles	10606010	14,474,500.00	
Accumulated Depreciation - Motor Vehicles	10606011		3,927,888.17
Other Transportation Equipment	10606990	71,500.00	
Accumulated Depreciation - Other Transportation Equipment	10606991		67,925.00
Furniture and Fixtures	10607010	2,962,625.96	
Accumulated Depreciation - Furniture and Fixtures	10607011		2,500,700.09
Books	10607020	225,200.00	
Accumulated Depreciation - Books	10607021		213,940.00
Construction in Progress - Buildings and Other Structures	10698030	1,996,217.85	
Other Property, Plant and Equipment	10699990	72,000.00	
Accumulated Depreciation - Other Property, Plant and Equipment	10699991		68,400.00
Computer Software	10801020	1,735,879.09	
Accumulated Amortization - Computer Software	10801021		1,493,889.09
Other Intangible Assets	10801990	835,707.86	
Advances to Contractors	19902010	898,298.03	
Prepaid Registration	19902030	2,047.99	
Prepaid Insurance	19902050	134,930.08	
Other Prepayments	19902990	210,646.60	
Guaranty Deposits	19903020	15,567.00	
Other Assets	19999990	609,357.51	
Accounts Payable	20101010		3,630,989.60
Due to Officers and Employees	20101020		47,741.42
Due to BIR	20201010		1,095,470.94
Due to GSIS	20201020		55,093.93
Due to PhilHealth	20201040		7,106.80
Due to NGAs	20201050		17,706,858.47
Guaranty/Security Deposits Payable	20401040		963,278.78
Customers' Deposits Payable	20401050		9,000.00
Deferred Revenue from Grants and Donations	20501040		2,102,000.00
Other Unearned Revenue	20502990		5,500.00
Other Payables	29999990		17,532.56
Accumulated Surplus/(Deficit)	30101010		44,772,153.71





# SCIENCE AND TECHNOLOGY INFORMATION INSTITUTE

STII Bldg. DOST Compound General Santos Ave., Bicutan Taguig City

Central Office


## Post-Closing Trial Balance

As of December 31, 2023

Account Title	Account Code	Debit	Credit
<b>TOTAL</b>		<b>127,199,191.96</b>	<b>127,199,191.96</b>

CUSTODIAL FUNDS - TRUST RECEIPTS - INTER-AGENCY TRANSFERRED FUND (IATF)  
GENERAL FUND - AUTOMATIC APPROPRIATIONS - RETIREMENT AND LIFE INSURANCE PREMIUMS  
GENERAL FUND - CONTINUING APPROPRIATIONS - OPEC FUND FOR INTERNATIONAL DEVELOPMENT (OFID)  
GENERAL FUND - NEW GENERAL APPROPRIATIONS - MISCELLANEOUS PERSONNEL BENEFITS FUND  
GENERAL FUND - NEW GENERAL APPROPRIATIONS - PENSION AND GRATUITY FUND  
GENERAL FUND - NEW GENERAL APPROPRIATIONS - SPECIFIC BUDGETS OF NATIONAL GOVERNMENT AGENCIES  
OFF-BUDGETARY FUNDS - REVOLVING FUNDS - COMMISSION ON AUDIT REVOLVING FUND - FEES FROM DORMITORIES, TRAININGS AND SEMINARS

Certified Correct :

  
**MA. AURORA FE L. DAYANGCO**  
Accountant III  
Finance and Admin Division



**Science and Technology Information Institute**  
**Restated PRE-CLOSING TRIAL BALANCE**  
**As of December 31, 2022**

<b>Account</b>	<b>Account Code</b>	<b>Debit</b>	<b>Credit</b>
Petty Cash	10101020	49,956.15	
Cash in Bank - Local Currency, Current Account	10102020	296,402.00	
Cash - Treasury/Agency Deposit, Regular	10104010	836,422.92	
Cash - Treasury/Agency Deposit, Trust	10104030	10,000,765.43	
Due from National Government Agencies	10303010	1,432,138.73	
Receivables- Disallowances/Charges	10399010	98,622.57	
Other Receivables	10399990	81,760.95	
Other Supplies and Materials Inventory	10404990	554,229.70	
Buildings	10604010	38,793,911.19	
Accumulated Depreciation - Buildings	10604011		15,642,577.12
Other Structures	10604990	94,080.00	
Accumulated Depreciation - Other Structures	10604991		1,489.60
Office Equipment	10605020	3,849,359.88	
Accumulated Depreciation - Office Equipment	10605021		2,451,773.02
Information and Communication Technology Equipment	10605030	20,971,046.26	
Accumulated Depreciation - Information and Communication Technology Equipment	10605031		11,974,899.27
Communication Equipment	10605070	7,273,104.49	
Accumulated Depreciation - Communication Equipment	10605071		4,551,454.61
Printing Equipment	10605120	170,000.00	
Accumulated Depreciation - Printing Equipment	10605121		161,500.00
Technical and Scientific Equipment	10605140	2,352,104.97	
Accumulated Depreciation - Technical and Scientific Equipment	10605141		2,234,499.74
Other Equipment	10605990	1,129,988.00	
Accumulated Depreciation - Other Equipment	10605991		232,589.26
Motor Vehicles	10606010	9,924,500.00	
Accumulated Depreciation - Motor Vehicles	10606011		3,922,120.27
Other Transportation Equipment	10606990	71,500.00	
Accumulated Depreciation - Other Transportation Equipment	10606991		67,925.00
Furniture and Fixtures	10607010	2,887,625.96	
Accumulated Depreciation - Furniture and Fixtures	10607011		2,197,503.92
Books	10607020	225,200.00	
Accumulated Depreciation - Books	10607021		213,940.00
Computer Software	10801020	1,855,519.09	
Accumulated Amortization - Computer Software	10801021		1,399,594.09
Other Intangible Assets	10801990	835,707.86	
Prepaid Registration	19902030	2,584.50	
Prepaid Insurance	19902050	42,027.61	
Other Prepayments	19902990	344,682.83	
Guaranty Deposits	19903020	15,567.00	
Other Assets	19999990	742,556.58	
Accounts Payable	20101010		5,373,253.11
Due to Officers and Employees	20101020		47,741.42
Due to BIR	20201010		394,038.11
Due to PhilHealth	20201040		81,158.57
Due to NGAs	20201050		11,463,616.18
Guaranty/Security Deposits Payable	20401040		313,570.00
Other Unearned Revenue	20502990		2,000.00
Other Payables	29999990		17,532.56
Accumulated Surplus/(Deficit)	30101010		44,928,521.95
Fines and Penalties - Service Income	40201140		103,866.54



**Science and Technology Information Institute**  
**Restated PRE-CLOSING TRIAL BALANCE**  
**As of December 31, 2022**

<b>Account</b>	<b>Account Code</b>	<b>Debit</b>	<b>Credit</b>
Other Service Income	40201990		69,169.73
Rent/Lease Income	40202050		15,000.00
Income from Printing and Publication	40202150		83,108.40
Interest Income	40202210		94.61
Subsidy from National Government	40301010		110,804,311.69
Miscellaneous Income	40699990		6,221.25
Salaries and Wages - Regular	50101010	27,176,156.92	
Salaries and Wages - Casual/Contractual	50101020	2,107,794.06	
Personal Economic Relief Allowance (PERA)	50102010	1,473,590.91	
Representation Allowance (RA)	50102020	278,000.00	
Transportation Allowance (TA)	50102030	162,500.00	
Clothing/Uniform Allowance	50102040	378,000.00	
Subsistence Allowance	50102050	1,602,937.75	
Laundry Allowance	50102060	266,326.73	
Honoraria	50102100	234,000.00	
Hazard Pay	50102110	3,056,837.28	
Longevity Pay	50102120	1,615,552.31	
Overtime and Night Pay	50102130	73,115.22	
Year End Bonus	50102140	2,499,915.70	
Cash Gift	50102150	313,000.00	
Other Bonuses and Allowances	50102990	5,605,224.80	
Retirement and Life Insurance Premiums	50103010	3,459,034.20	
Pag-IBIG Contributions	50103020	73,000.00	
PhilHealth Contributions	50103030	488,553.92	
Employees Compensation Insurance Premiums	50103040	72,700.00	
Terminal Leave Benefits	50104030	737,275.29	
Other Personnel Benefits	50104990	1,581,172.63	
Traveling Expenses - Local	50201010	1,400,941.77	
Training Expenses	50202010	1,281,245.07	
Office Supplies Expenses	50203010	451,373.75	
Accountable Forms Expenses	50203020	1,600.00	
Fuel, Oil and Lubricants Expenses	50203090	524,678.53	
Semi-Expendable Machinery and Equipment Expenses	50203210	972,965.71	
Semi-Expendable Furniture, Fixtures and Books Expenses	50203220	1,025,036.74	
Other Supplies and Materials Expenses	50203990	2,714,202.86	
Water Expenses	50204010	467,901.80	
Electricity Expenses	50204020	3,100,505.19	
Postage and Courier Services	50205010	520,666.31	
Telephone Expenses	50205020	164,918.22	
Internet Subscription Expenses	50205030	108,000.00	
Awards/Rewards Expenses	50206010	52,000.00	
Extraordinary and Miscellaneous Expenses	50210030	135,600.00	
Legal Services	50211010	285,100.00	
Consultancy Services	50211030	310,000.00	
Other Professional Services	50211990	4,329,591.41	
Janitorial Services	50212020	1,131,309.39	
Security Services	50212030	1,621,926.74	
Repairs and Maintenance - Buildings and Other Structures	50213040	1,990,171.69	
Repairs and Maintenance - Machinery and Equipment	50213050	73,830.00	



**Science and Technology Information Institute**  
**Restated PRE-CLOSING TRIAL BALANCE**  
**As of December 31, 2022**

<b>Account</b>	<b>Account Code</b>	<b>Debit</b>	<b>Credit</b>
Repairs and Maintenance - Transportation Equipment	50213060	265,584.12	
Repairs and Maintenance - Semi-Expendable Machinery and Equipment	50213210	18,210.00	
Taxes, Duties and Licenses	50215010	24,605.60	
Fidelity Bond Premiums	50215020	59,013.42	
Insurance Expenses	50215030	186,475.96	
Labor and Wages	50216010	10,538,286.74	
Advertising, Promotional and Marketing Expense	50299010	8,355,763.51	
Printing and Publication Expenses	50299020	1,844,855.00	
Representation Expenses	50299030	4,206,646.68	
Transportation and Delivery Expenses	50299040	19,673.00	
Rent/Lease Expenses	50299050	463,556.66	
Subscription Expenses	50299070	3,348,424.64	
Other Maintenance and Operating Expenses	50299990	768,554.92	
Depreciation - Buildings and Other Structures	50501040	1,555,486.28	
Depreciation - Machinery and Equipment	50501050	4,438,835.79	
Depreciation - Transportation Equipment	50501060	699,259.41	
Depreciation - Furniture, Fixtures and Books	50501070	500,859.72	
Amortization - Intangible Assets	50502010	441,050.33	
Loss on Sale of Assets	50504080	166,623.17	
Loss of Assets	50504090	3,687.50	
<b>TOTAL</b>		<b>218,755,070.02</b>	<b>218,755,070.02</b>

Prepared by:

Noted by:

**MA. AURORA FE L. DAYANGCO**  
Accountant III

**ARLENE E. CENTENO**  
FAD Chief

CUSTODIAL FUNDS - TRUST RECEIPTS - INTER-AGENCY TRANSFERRED FUND (IATF)  
GENERAL FUND - AUTOMATIC APPROPRIATIONS - RETIREMENT AND LIFE INSURANCE PREMIUMS  
GENERAL FUND - CONTINUING APPROPRIATIONS - OPEC FUND FOR INTERNATIONAL DEVELOPMENT (OFID)  
GENERAL FUND - NEW GENERAL APPROPRIATIONS - MISCELLANEOUS PERSONNEL BENEFITS FUND  
GENERAL FUND - NEW GENERAL APPROPRIATIONS - PENSION AND GRATUITY FUND  
GENERAL FUND - NEW GENERAL APPROPRIATIONS - SPECIFIC BUDGETS OF NATIONAL GOVERNMENT AGENCIES

OFF-BUDGETARY FUNDS - REVOLVING FUNDS - COMMISSION ON AUDIT REVOLVING FUND - FEES FROM DORMITORIES, TRAININGS AND SEMINARS




Science and Technology Information Institute  
RESTATED POST-CLOSING TRIAL BALANCE  
As of December 31, 2022

Account	Account Code	Debit	Credit
Petty Cash	10101020	49,956.15	
Cash in Bank - Local Currency, Current Account	10102020	296,402.00	
Cash - Treasury/Agency Deposit, Trust	10104030	10,000,765.43	
Due from National Government Agencies	10303010	1,432,138.73	
Receivables- Disallowances/Charges	10399010	98,622.57	
Other Receivables	10399990	81,760.95	
Other Supplies and Materials Inventory	10404990	554,229.70	
Buildings	10604010	38,793,911.19	
Accumulated Depreciation - Buildings	10604011		15,642,577.12
Other Structures	10604990	94,080.00	
Accumulated Depreciation - Other Structures	10604991		1,489.60
Office Equipment	10605020	3,849,359.88	
Accumulated Depreciation - Office Equipment	10605021		2,451,773.02
Information and Communication Technology Equipment	10605030	20,971,046.26	
Accumulated Depreciation - Information and Communication Technology Equipment	10605031		11,974,899.27
Communication Equipment	10605070	7,273,104.49	
Accumulated Depreciation - Communication Equipment	10605071		4,551,454.61
Printing Equipment	10605120	170,000.00	
Accumulated Depreciation - Printing Equipment	10605121		161,500.00
Technical and Scientific Equipment	10605140	2,352,104.97	
Accumulated Depreciation - Technical and Scientific Equipment	10605141		2,234,499.74
Other Equipment	10605990	1,129,988.00	
Accumulated Depreciation - Other Equipment	10605991		232,589.26
Motor Vehicles	10606010	9,924,500.00	
Accumulated Depreciation - Motor Vehicles	10606011		3,922,120.27
Other Transportation Equipment	10606990	71,500.00	
Accumulated Depreciation - Other Transportation Equipment	10606991		67,925.00
Furniture and Fixtures	10607010	2,887,625.96	
Accumulated Depreciation - Furniture and Fixtures	10607011		2,197,503.92
Books	10607020	225,200.00	
Accumulated Depreciation - Books	10607021		213,940.00
Computer Software	10801020	1,855,519.09	
Accumulated Amortization - Computer Software	10801021		1,399,594.09
Other Intangible Assets	10801990	835,707.86	
Prepaid Registration	19902030	2,584.50	
Prepaid Insurance	19902050	42,027.61	
Other Prepayments	19902990	344,682.83	
Guaranty Deposits	19903020	15,567.00	
Other Assets	19999990	742,556.58	
Accounts Payable	20101010		5,373,253.11
Due to Officers and Employees	20101020		47,741.42
Due to BIR	20201010		394,038.11
Due to PhilHealth	20201040		81,158.57
Due to NGAs	20201050		11,463,616.18
Guaranty/Security Deposits Payable	20401040		313,570.00
Other Unearned Revenue	20502990		2,000.00
Other Payables	29999990		17,532.56
Accumulated Surplus/(Deficit)	30101010		41,350,165.90
<b>TOTAL</b>		<b>104,094,941.75</b>	<b>104,094,941.75</b>

Prepared by:

  
**MA. AURORA FE L. DAYANGCO**  
Accountant III *DN*

Noted by:

  
**ARLENE E. CENTENO**  
FAD Chief

CUSTODIAL FUNDS - TRUST RECEIPTS - INTER-AGENCY TRANSFERRED FUND (IATF)  
GENERAL FUND - AUTOMATIC APPROPRIATIONS - RETIREMENT AND LIFE INSURANCE PREMIUMS  
GENERAL FUND - CONTINUING APPROPRIATIONS - OPEC FUND FOR INTERNATIONAL DEVELOPMENT (OFID)  
GENERAL FUND - NEW GENERAL APPROPRIATIONS - MISCELLANEOUS PERSONNEL BENEFITS FUND  
GENERAL FUND - NEW GENERAL APPROPRIATIONS - PENSION AND GRATUITY FUND  
GENERAL FUND - NEW GENERAL APPROPRIATIONS - SPECIFIC BUDGETS OF NATIONAL GOVERNMENT AGENCIES  
OFF-BUDGETARY FUNDS - REVOLVING FUNDS - COMMISSION ON AUDIT REVOLVING FUND - FEES FROM DORMITORIES, TRAININGS AND SEMIN/


**SCIENCE AND TECHNOLOGY INFORMATION INSTITUTE**  
**Condensed Statement of Financial Performance**  
**ALL FUNDS**

For the year ended December 31, 2023


	<u>Notes</u>	<u>2023</u>	<u>2022</u> (Restated)
<b>Revenue</b>			
Service and Business Income	13.1, 13.2	250,209.96	271,239.28
Shares, Grants and Donations	13.4	6,596,000.00	0.00
Other Non Operating Income	13.5	151,016.46	6,221.25
<b>Total Revenue</b>		<b>6,997,226.42</b>	<b>277,460.53</b>
<b>Less: Current Operating Expenses</b>			
Personnel Services	14	56,192,008.20	53,254,687.72
Maintenance and Other Operating Expenses	15	71,351,245.09	52,763,215.43
Non-Cash Expenses	16	6,988,397.73	7,635,491.53
<b>Total Current Operating Expenses</b>		<b>134,531,651.02</b>	<b>113,653,394.68</b>
<b>Surplus/(Deficit) from Current Operations</b>		<b>(127,534,424.60)</b>	<b>(113,375,934.15)</b>
Net Financial Assistance/Subsidy	13.3	130,948,260.74	110,804,311.69
Losses	13.6	53,099.07	170,310.67
<b>Surplus/(Deficit) for the period</b>		<b>3,360,737.07</b>	<b>(2,741,933.13)</b>

*This statement should be read in conjunction with the accompanying notes*

Certified Correct:

  
**MA. AURORA FE L. DAYANGCO**  
 Accountant III

Noted by:

  
**ARLENE E. CENTENO**  
 FAD Chief

**SCIENCE AND TECHNOLOGY INFORMATION INSTITUTE**  
**Detailed Statement of Financial Performance**  
**ALL FUNDS**  
For the year ended December 31, 2023

	<u>2023</u>	<u>2022</u> (Restated)
<b>Revenue</b>		
<b>Service and Business Income</b>		
Service Income		
Fines and Penalties - Service Income	22,773.76	103,866.54
Other Service Income	121,548.90	69,169.73
<b>Total Service Income</b>	<b>144,322.66</b>	<b>173,036.27</b>
Business Income		
Fines and Penalties-Business Income	0.00	0.00
Income from Printing and Publication	51,850.00	83,108.40
Rent/Lease Income	54,000.00	15,000.00
Interest Income	37.30	94.61
<b>Total Business Income</b>	<b>105,887.30</b>	<b>98,203.01</b>
Shares, Grants and Donations		
Donations in Cash	698,000.00	0.00
Donations in Kind	5,898,000.00	0.00
<b>Total Share, Grants and Donations</b>	<b>6,596,000.00</b>	<b>0.00</b>
Other Non Operating Income		
Gain on Sale of Unserviceable Property	147,312.00	0.00
Miscellaneous Income	3,704.46	6,221.25
<b>Total Other Non Operating Income</b>	<b>151,016.46</b>	<b>6,221.25</b>
<b>Total Revenue</b>	<b>6,997,226.42</b>	<b>277,460.53</b>
<b>Less: Current Operating Expenses</b>		
<b>PERSONNEL SERVICES</b>		
<b>Salaries and Wages</b>		
Salaries and Wages - Regular	27,982,936.76	27,176,156.92
Salaries and Wages - Casual/Contractual	1,653,455.50	2,107,794.06
<b>Total Salaries and Wages</b>	<b>29,636,392.26</b>	<b>29,283,950.98</b>
<b>Other Compensation</b>		
Personal Economic Relief Allowance (PERA)	1,449,204.55	1,473,590.91
Representation Allowance (RA)	280,750.00	278,000.00
Transportation Allowance (TA)	175,000.00	162,500.00
Clothing/Uniform Allowance	330,000.00	378,000.00
Subsistence Allowance	1,413,699.50	1,602,937.75
Laundry Allowance	259,056.58	266,326.73
Honoraria	227,500.00	234,000.00
Hazard Pay	2,428,989.09	3,056,837.28
Longevity Pay	1,614,032.04	1,615,552.31
Overtime and Night Pay	67,552.32	73,115.22
Year End Bonus	2,540,662.30	2,499,915.70



	<u>2023</u>	<u>2022</u> (Restated)
Cash Gift	309,500.00	313,000.00
Mid-Year Bonus	48,146.00	0.00
Other Bonuses and Allowances	5,608,370.25	5,605,224.80
<b>Total Other Compensation</b>	<b>16,752,462.63</b>	<b>17,559,000.70</b>
<b>Personnel Benefit Contributions</b>		
Retirement and Life Insurance Premiums	3,344,503.52	3,459,034.20
Pag-IBIG Contributions	71,500.00	73,000.00
PhilHealth Contributions	616,934.60	488,553.92
Employees Compensation Insurance Premiums	71,000.00	72,700.00
<b>Total Personnel Benefit Contributions</b>	<b>4,103,938.12</b>	<b>4,093,288.12</b>
<b>Other Personnel Benefits</b>		
Terminal Leave Benefits	1,570,196.89	737,275.29
Other Personnel Benefits	4,129,018.30	1,581,172.63
<b>Total Other Personnel Benefits</b>	<b>5,699,215.19</b>	<b>2,318,447.92</b>
<b>Total Personnel Services</b>	<b>56,192,008.20</b>	<b>53,254,687.72</b>
<b>MAINTENANCE AND OTHER OPERATING EXPENSES</b>		
<b>Traveling Expenses</b>		
Traveling Expenses - Local	3,360,785.93	1,400,941.77
Traveling Expenses - Foreign	108,790.16	0.00
<b>Total Traveling Expenses</b>	<b>3,469,576.09</b>	<b>1,400,941.77</b>
<b>Training and Scholarship Expenses</b>		
Training Expenses	8,336,317.82	1,281,245.07
<b>Total Training and Scholarship Expenses</b>	<b>8,336,317.82</b>	<b>1,281,245.07</b>
<b>Supplies and Materials Expenses</b>		
Office Supplies Expenses	205,060.00	451,373.75
Accountable Forms Expenses	500.00	1,600.00
Fuel, Oil and Lubricants Expenses	662,439.27	524,678.53
Textbooks and Instructional Materials Expenses	0.00	0.00
Other Supplies and Materials Expenses	3,598,057.80	2,714,202.86
<b>Total Supplies and Materials Expenses</b>	<b>4,466,057.07</b>	<b>3,691,855.14</b>
<b>Semi-Expendable Expenses</b>		
Semi-Expendable Machinery and Equipment Expenses	1,224,078.00	972,965.71
Semi-Expendable Furniture, Fixtures and Books Expense	400,106.00	1,025,036.74
<b>Total Semi-Expendable Expenses</b>	<b>1,624,184.00</b>	<b>1,998,002.45</b>
<b>Utility Expenses</b>		
Water Expenses	97,537.62	467,901.80
Electricity Expenses	3,210,115.48	3,100,505.19
<b>Total Utility Expenses</b>	<b>3,307,653.10</b>	<b>3,568,406.99</b>
<b>Communication Expenses</b>		
Postage and Courier Services	457,917.49	520,666.31
Telephone Expenses	170,375.60	164,918.22

	<u>2023</u>	<u>2022</u> (Restated)
Internet Subscription Expenses	108,000.00	108,000.00
<b>Total Communication Expenses</b>	<b>736,293.09</b>	<b>793,584.53</b>
<b>Awards/Rewards Expenses</b>		
Awards/Rewards Expenses	62,000.00	52,000.00
<b>Total Awards/Rewards Expenses</b>	<b>62,000.00</b>	<b>52,000.00</b>
<b>Confidential, Intelligence and Extraordinary Expenses</b>		
Extraordinary and Miscellaneous Expenses	135,600.00	135,600.00
<b>Expenses</b>	<b>135,600.00</b>	<b>135,600.00</b>
<b>Professional Services</b>		
Legal Services	326,800.00	285,100.00
Auditing Services	0.00	0.00
Consultancy Services	758,011.80	310,000.00
Other Professional Services	12,544,183.86	4,329,591.41
<b>Total Professional Services</b>	<b>13,628,995.66</b>	<b>4,924,691.41</b>
<b>General Services</b>		
Janitorial Services	1,384,123.77	1,131,309.39
Security Services	1,576,816.31	1,621,926.74
<b>Total General Services</b>	<b>2,960,940.08</b>	<b>2,753,236.13</b>
<b>Repairs and Maintenance</b>		
Repairs and Maintenance - Buildings and Other Structure	162,052.04	1,990,171.69
Repairs and Maintenance - Machinery and Equipment	228,471.01	73,830.00
Repairs and Maintenance - Transportation Equipment	233,755.72	265,584.12
Repairs and Maintenance - Semi-Expendable	30,977.06	18,210.00
<b>Total Repairs and Maintenance</b>	<b>655,255.83</b>	<b>2,347,795.81</b>
<b>Taxes, Insurance Premiums and Other Fees</b>		
Taxes, Duties and Licenses	4,736.51	24,605.60
Fidelity Bond Premiums	65,343.79	59,013.42
Insurance Expenses	137,458.55	186,475.96
<b>Total Taxes, Insurance Premiums and Other Fees</b>	<b>207,538.85</b>	<b>270,094.98</b>
<b>Labor and Wages</b>		
Labor and Wages	<b>14,210,797.97</b>	<b>10,538,286.74</b>
<b>Other Maintenance and Operating Expenses</b>		
Advertising, Promotional and Marketing Expense	9,366,212.00	8,355,763.51
Printing and Publication Expenses	1,687,667.00	1,844,855.00
Representation Expenses	2,383,152.50	4,206,646.68
Transportation and Delivery Expenses	19,916.00	19,673.00
Rent/Lease Expenses	277,451.43	463,556.66
Subscription Expenses	2,998,980.60	3,348,424.64
Other Maintenance and Operating Expenses	816,656.00	768,554.92
<b>Total Other Maintenance and Other Operating</b>	<b>17,550,035.53</b>	<b>19,007,474.41</b>
<b>Total Maintenance and Other Operating Expenses</b>	<b>71,351,245.09</b>	<b>52,763,215.43</b>

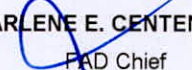
	<u>2023</u>	<u>2022</u> (Restated)
<b>Financial Expenses</b>		
Bank Charges	0.00	0.00
<b>Total Financial Expenses</b>	<u>0.00</u>	<u>0.00</u>
<b>Non-Cash Expenses</b>		
<b>Depreciation</b>		
Depreciation - Buildings and Other Structures	1,544,279.56	1,555,486.28
Depreciation - Machinery and Equipment	4,037,719.10	4,438,835.79
Depreciation - Transportation Equipment	955,767.90	699,259.41
Depreciation - Furniture, Fixtures and Books	236,696.17	500,859.72
<b>Total Depreciation</b>	<u>6,774,462.73</u>	<u>7,194,441.20</u>
<b>Amortization</b>		
Amortization - Intangible Assets	213,935.00	441,050.33
<b>Total Amortization</b>	<u>213,935.00</u>	<u>441,050.33</u>
<b>Total Non-Cash Expenses</b>	<u>6,988,397.73</u>	<u>7,635,491.53</u>
<b>Total Operating Expenses</b>	<u>134,531,651.02</u>	<u>113,653,394.68</u>
<b>Surplus (Deficit) from Current Operations</b>	(127,534,424.60)	(113,375,934.15)
<b>Financial Assistance/Subsidy from NGAs, LGUs, GOCCs</b>		
Subsidy from National Government	130,948,260.74	110,804,311.69
<b>Total Financial Assistance/Subsidy from NGAs,</b>	<u>130,948,260.74</u>	<u>110,804,311.69</u>
<b>Net Financial Assistance/Subsidy</b>	<u>130,948,260.74</u>	<u>110,804,311.69</u>
<b>Gains</b>		
Gain on Sale of Property, Plant and Equipment/FOREX	0.00	0.00
<b>Total Gains</b>	<u>0.00</u>	<u>0.00</u>
<b>Losses</b>		
Loss on Sale of Assets	53,099.07	166,623.17
Loss of Assets	0.00	3,687.50
<b>Total Losses</b>	<u>53,099.07</u>	<u>170,310.67</u>
<b>Surplus (Deficit) for the period</b>	<u>3,360,737.07</u>	<u>(2,741,933.13)</u>

*This statement should be read in conjunction with the accompanying notes*

Certified Correct:

  
**MA. AURORA FE L. DAYANGCO**  
Accountant III

Noted by:

  
**ARLENE E. CENTENO**  
PAD Chief

**SCIENCE AND TECHNOLOGY INFORMATION INSTITUE**  
**Condensed Statement of Financial Position**  
**ALL FUNDS**  
**As at December 31, 2023**


	<u>Notes</u>	<u>2023</u>	<u>2022</u> (Restated)
<b>ASSETS</b>			
<b>Current Assets</b>			
Cash and Cash Equivalents	5	19,120,580.90	10,347,123.58
Receivables	6	947,149.66	1,612,522.25
Inventories	7	182,169.00	554,229.70
Other Current Assets	10.1	1,148,942.60	190,464.68
<b>Total Current Assets</b>		<b>21,398,842.16</b>	<b>12,704,340.21</b>
<b>Non-Current Assets</b>			
Property, Plant and Equipment	8	47,214,281.58	44,090,148.94
Intangible Assets	9	1,077,697.86	1,291,632.86
Other Non-Current Assets	10.2, 10.3, 10.4	721,904.61	956,953.84
<b>Total Non-Current Assets</b>		<b>49,013,884.05</b>	<b>46,338,735.64</b>
<b>TOTAL ASSETS</b>		<b>70,412,726.21</b>	<b>59,043,075.85</b>
<b>LIABILITIES</b>			
<b>Current Liabilities</b>			
Payables	11.1	3,678,731.02	5,420,994.53
Inter-Agency Payables	11.2	18,864,530.14	11,938,812.86
Trust Liabilities	11.3, 11.4	972,278.78	313,570.00
Deferred Credits/Unearned Revenue	11.5, 11.6	2,107,500.00	2,000.00
Other Payables	11.7	17,532.56	17,532.56
<b>Total Current Liabilities</b>		<b>25,640,572.50</b>	<b>17,692,909.95</b>
<b>TOTAL LIABILITIES</b>		<b>25,640,572.50</b>	<b>17,692,909.95</b>
<b>Total Assets less Total Liabilities</b>		<b>44,772,153.71</b>	<b>41,350,165.90</b>
<b>NET ASSETS/EQUITY</b>			
Accumulated Surplus/(Deficit)	12	44,772,153.71	41,350,165.90
<b>Total Net Assets/Equity</b>		<b>44,772,153.71</b>	<b>41,350,165.90</b>

*This statement should be read in conjunction with the accompanying notes*

Certified Correct:

  
**MA. AURORA FE L. DAYANGCO**  
 Accountant III 

Noted by:

  
**ARLENE E. CENTENO**  
 FAD Chief

**SCIENCE AND TECHNOLOGY INFORMATION INSTITUTE**  
**Detailed Statement of Financial Position**

**ALL FUNDS**

**As of December 31, 2023**

(With Comparative Figures for CY 2022 )

	<u>2023</u>	<u>2022</u> (Restated)
<b>ASSETS</b>		
<b>Current Assets</b>		
<b>Cash and Cash Equivalents</b>	<b>19,120,580.90</b>	<b>10,347,123.58</b>
Cash on Hand	74,713.21	49,956.15
Petty Cash	74,713.21	49,956.15
Cash in Bank-Local Currency	117,319.30	296,402.00
Cash in Bank - Local Currency, Current Account	117,319.30	296,402.00
Treasury/Agency Cash Accounts	18,928,548.39	10,000,765.43
Cash - Treasury/Agency Deposit, Trust	18,928,548.39	10,000,765.43
<b>Receivables</b>	<b>947,149.66</b>	<b>1,612,522.25</b>
Inter-Agency Receivables	832,138.73	1,432,138.73
Due from National Government Agencies	832,138.73	1,432,138.73
Other Receivables	115,010.93	180,383.52
Receivables- Disallowances/Charges	98,622.57	98,622.57
Other Receivables	16,388.36	81,760.95
<b>Inventories</b>	<b>182,169.00</b>	<b>554,229.70</b>
Inventory Held for Consumption	182,169.00	554,229.70
Office Supplies Inventory	0.00	0.00
Other Supplies and Materials Inventory	182,169.00	554,229.70
<b>Other Current Assets</b>	<b>1,148,942.60</b>	<b>190,464.68</b>
Advances	898,298.03	0.00
Advances to Special Disbursing Officer	0.00	0.00
Advances to Contractors	898,298.03	0.00
Prepayments	250,644.57	190,464.68
Prepaid Registration	2,047.99	2,584.50
Prepaid Insurance	134,930.08	42,027.61
Other Prepayments	113,666.50	145,852.57
<b>Total Current Assets</b>	<b>21,398,842.16</b>	<b>12,704,340.21</b>

	<u>2023</u>	<u>2022</u> (Restated)
<b>Non-Current Assets</b>		
<b>Property, Plant and Equipment</b>	<b>47,214,281.58</b>	<b>44,090,148.94</b>
<b>Buildings and Other Structures</b>	<b>21,699,644.91</b>	<b>23,243,924.47</b>
<b>Buildings</b>	38,793,911.19	38,793,911.19
<i>Accumulated Depreciation - Buildings</i>	(17,168,981.48)	(15,642,577.12)
<i>Accumulated Impairment Losses-Buildings</i>	0.00	0.00
<i>Net Value</i>	<u>21,624,929.71</u>	<u>23,151,334.07</u>
<b>Other Structures</b>	94,080.00	94,080.00
<i>Accumulated Depreciation - Other Structures</i>	(19,364.80)	(1,489.60)
<i>Accumulated Impairment Losses-Other Structure</i>	0.00	0.00
<i>Net Value</i>	<u>74,715.20</u>	<u>92,590.40</u>
<b>Machinery and Equipment</b>	<b>12,491,446.12</b>	<b>14,138,887.70</b>
<b>Office Equipment</b>	4,301,359.88	3,849,359.88
<i>Accumulated Depreciation - Office Equipment</i>	(3,323,158.88)	(2,451,773.02)
<i>Accumulated Impairment Losses-Office Equipment</i>	0.00	0.00
<i>Net Value</i>	<u>978,201.00</u>	<u>1,397,586.86</u>
<b>Information and Communication Technology Equipment</b>	25,306,361.26	20,971,046.26
<i>Accumulated Depreciation - Information and Communication Technology Equipment</i>	(16,828,996.05)	(11,974,899.27)
<i>Accumulated Impairment Losses-Information and Communication Technology Equipment</i>	0.00	0.00
<i>Net Value</i>	<u>8,477,365.21</u>	<u>8,996,146.99</u>
<b>Communication Equipment</b>	10,557,009.13	7,273,104.49
<i>Accumulated Depreciation - Communication Equipment</i>	(8,437,284.27)	(4,551,454.61)
<i>Accumulated Impairment Losses-Communication Equipment</i>	0.00	0.00
<i>Net Value</i>	<u>2,119,724.86</u>	<u>2,721,649.88</u>
<b>Printing Equipment</b>	170,000.00	170,000.00
<i>Accumulated Depreciation - Printing Equipment</i>	(161,500.00)	(161,500.00)
<i>Accumulated Impairment Losses-Printing Equipment</i>	0.00	0.00
<i>Net Value</i>	<u>8,500.00</u>	<u>8,500.00</u>
<b>Technical and Scientific Equipment</b>	2,352,104.97	2,352,104.97
<i>Accumulated Depreciation - Technical and Scientific Equipment</i>	(2,234,499.74)	(2,234,499.74)
<i>Accumulated Impairment Losses-Technical and Scientific Equipment</i>	0.00	0.00
<i>Net Value</i>	<u>117,605.23</u>	<u>117,605.23</u>
<b>Other Equipment</b>	1,129,988.00	1,129,988.00
<i>Accumulated Depreciation - Other Equipment</i>	(339,938.18)	(232,589.26)
<i>Accumulated Impairment Losses-Other Machinery and Equipment</i>	0.00	0.00
<i>Net Value</i>	<u>790,049.82</u>	<u>897,398.74</u>

	<u>2023</u>	<u>2022</u> (Restated)
<b>Transportation Equipment</b>	<b>10,550,186.83</b>	<b>6,005,954.73</b>
<b>Motor Vehicles</b>	14,474,500.00	9,924,500.00
<i>Accumulated Depreciation - Motor Vehicles</i>	(3,927,888.17)	(3,922,120.27)
<i>Accumulated Impairment Losses-Motor Vehicles</i>	0.00	0.00
<i>Net Value</i>	10,546,611.83	6,002,379.73
<b>Other Transportation Equipment</b>	71,500.00	71,500.00
<i>Accumulated Depreciation - Other Transportation Equipment</i>	(67,925.00)	(67,925.00)
<i>Accumulated Impairment Losses-Other Transportation Equipment</i>	0.00	0.00
<i>Net Value</i>	3,575.00	3,575.00
<b>Furniture, Fixtures and Books</b>	<b>473,185.87</b>	<b>701,382.04</b>
<b>Furniture and Fixtures</b>	2,962,625.96	2,887,625.96
<i>Accumulated Depreciation - Furniture and Fixtures</i>	(2,500,700.09)	(2,197,503.92)
<i>Accumulated Impairment Losses-Furniture and Fixtures</i>	0.00	0.00
<i>Net Value</i>	461,925.87	690,122.04
<b>Books</b>	225,200.00	225,200.00
<i>Accumulated Depreciation - Books</i>	(213,940.00)	(213,940.00)
<i>Accumulated Impairment Losses-Books</i>	0.00	0.00
<i>Net Value</i>	11,260.00	11,260.00
<b>Construction in Progress</b>	<b>1,996,217.85</b>	-
Construction in Progress - Buildings and Other Structures	1,996,217.85	-
<b>Other Property, Plant and Equipment</b>	<b>3,600.00</b>	-
<b>Other Property, Plant and Equipment</b>	3,600.00	-
Other Property, Plant and Equipment	72,000.00	0.00
<i>Accumulated Depreciation - Other Property, Plant and Equipment</i>	(68,400.00)	0.00
<i>Net Value</i>	3,600.00	-
<b>Intangible Assets</b>	<b>1,077,697.86</b>	<b>1,291,632.86</b>
Computer Software	1,735,879.09	1,855,519.09
<i>Accumulated Amortization - Computer Software</i>	(1,493,889.09)	(1,399,594.09)
<i>Net Value</i>	241,990.00	455,925.00
Other Intangible Assets	835,707.86	835,707.86
<i>Accumulated Amortization-Other Intangible Asset</i>	0.00	0.00
<i>Net Value</i>	835,707.86	835,707.86
<b>Other Non-Current Assets</b>	<b>721,904.61</b>	<b>956,953.84</b>
Deposits	15,567.00	15,567.00
Guaranty Deposits	15,567.00	15,567.00
Prepayments	96,980.10	198,830.26
Other Prepayments	96,980.10	198,830.26

	<u>2023</u>	<u>2022</u> (Restated)
Other Assets	609,357.51	742,556.58
Accumulated Impairment Losses-Other Assets	0.00	0.00
Net Value	<u>609,357.51</u>	<u>742,556.58</u>
<b>Total Non-Current Assets</b>	<b>49,013,884.05</b>	<b>46,338,735.64</b>
<b>TOTAL ASSETS</b>	<b>70,412,726.21</b>	<b>59,043,075.85</b>
<b>LIABILITIES</b>		
<b>Current Liabilities</b>		
<b>Financial Liabilities</b>	<b>25,640,572.50</b>	<b>17,692,909.95</b>
<b>Payables</b>	<b>3,678,731.02</b>	<b>5,420,994.53</b>
Accounts Payable	3,630,989.60	5,373,253.11
Due to Officers and Employees	47,741.42	47,741.42
<b>Inter-Agency Payables</b>	<b>18,864,530.14</b>	<b>11,938,812.86</b>
Due to BIR	1,095,470.94	394,038.11
Due to GSIS	55,093.93	0.00
Due to PhilHealth	7,106.80	81,158.57
Due to NGAs	17,706,858.47	11,463,616.18
<b>Trust Liabilities</b>	<b>972,278.78</b>	<b>313,570.00</b>
Guaranty/Security Deposits Payable	963,278.78	313,570.00
Customers' Deposits Payable	9,000.00	
<b>Deferred Credits/Unearned Revenue</b>	<b>2,107,500.00</b>	<b>2,000.00</b>
Deferred Revenue from Grants and Donation	2,102,000.00	0.00
Other Unearned Revenue	5,500.00	2,000.00
<b>Other Payables</b>	<b>17,532.56</b>	<b>17,532.56</b>
Other Payables	17,532.56	17,532.56
<b>Total Current Liabilities</b>	<b>25,640,572.50</b>	<b>17,692,909.95</b>
<b>Total Liabilities</b>	<b>25,640,572.50</b>	<b>17,692,909.95</b>
<b>Total Assets less Total Liabilities</b>	<b>44,772,153.71</b>	<b>41,350,165.90</b>
<b>Net Assets/Equity</b>		
<b>Equity</b>		
<b>Government Equity</b>	<b>44,772,153.71</b>	<b>41,350,165.90</b>
Accumulated Surplus/(Deficit)	44,772,153.71	41,350,165.90
<b>Total Net Assets/Equity</b>	<b>44,772,153.71</b>	<b>41,350,165.90</b>

Certified Correct:

**MA. AURORA F. L. DAYANGCO**  
Accountant III

Noted By:

**ARLENE E. CENTENO**  
FAD Chief



**SCIENCE AND TECHNOLOGY INFORMATION INSTITUTE  
STATEMENT OF CHANGES IN NET ASSETS/EQUITY  
ALL FUNDS  
For the year ended December 31, 2023**


	Notes	2023	2022 (Restated)
<b>Balance at January 1</b>		<b>41,350,165.90</b>	<b>44,521,523.87</b>
<b>Add/(Deduct):</b>			
Changes in accounting policy			-
Prior period adjustments/Unrecorded Income and Expenses	4.1	-	(738,027.05)
<b>Restated balance</b>		<b>41,350,165.90</b>	<b>43,783,496.82</b>
<b>Changes in Net Assets/Equity for the Calendar Year</b>			
Surplus/(Deficit) for the period	12	3,360,737.07	(2,741,933.13)
Adjustment of net revenue recognized directly in net assets/equity	12	(1,293,740.21)	(836,422.92)
Others	4.3, 12	1,354,990.95	1,145,025.13
<b>Total recognized revenue and expense for the period</b>		<b>3,421,987.81</b>	<b>(2,433,330.92)</b>
<b>Balance as at December 31</b>		<b>44,772,153.71</b>	<b>41,350,165.90</b>

*This statement should be read in conjunction with the accompanying notes.*

Certified Correct:

  
**MA. AURORA FE L. DAYANGCO**  
Accountant IN

Noted by:

  
**ARLENE E. CENTENO**  
FAD Chief

**SCIENCE AND TECHNOLOGY INFORMATION INSTITUTE**  
**STATEMENT OF CASH FLOWS**  
**ALL FUNDS**

For the year ended December 31, 2023

	<u>Note</u>	<u>2023</u>	<u>2022</u> (Restated)
<b>CASH FLOW FROM OPERATING ACTIVITIES:</b>			
<b>CASH INFLOWS :</b>			
Receipt of Notice of Cash Allocation		<b>143,409,994.96</b>	<b>121,637,604.41</b>
Receipt of Notices of Cash Allocations (Specific Budget/MPBF/F	<b>13.3</b>	125,000,131.00	107,058,922.00
Receipt of NCA for Trust and Other Receipts	<b>17</b>	12,446,109.00	7,210,483.00
Constructive Receipt of NCA for TRA	<b>13.3</b>	5,963,754.96	7,368,199.41
Collection of Income / Revenues		<b>250,209.96</b>	<b>271,239.28</b>
Collection of service and business income	<b>13</b>	250,209.96	271,239.28
Collection of Receivables		<b>97,069.19</b>	<b>247,976.20</b>
Collection of receivables from audit disallowances	<b>6.2</b>		10,345.64
Collection of other receivables	<b>6.3</b>	97,069.19	237,630.56
Receipt of Inter-Agency Fund Transfers		<b>19,182,164.00</b>	<b>6,461,368.00</b>
Receipt of funds for the implementation of projects from NGAs/LGUs/GOCCs	<b>17.1</b>	19,182,164.00	6,461,368.00
Other Receipts		<b>608,813.63</b>	<b>28,774.16</b>
Receipt of refunds of excess cash advances	<b>10.1</b>	8,813.63	22,552.91
Other miscellaneous receipts	<b>6.1</b>	600,000.00	6,221.25
<b>Total Cash Inflows</b>		<b>163,548,251.74</b>	<b>128,646,962.05</b>
<b>Less: CASH OUTFLOWS</b>			
Payment of Operating Expenses		<b>123,532,143.36</b>	<b>97,515,253.49</b>
Payment of Personnel Services	<b>14</b>	52,088,070.08	49,061,003.34
Payment of maintenance and other operating expenses	<b>15</b>	71,347,704.43	48,302,997.32
Replenishment of petty cash fund	<b>5.1</b>	96,368.85	151,252.83
Payment of Inventories		<b>2,448,384.00</b>	<b>1,164,881.11</b>
Purchase of inventories held for consumption		2,448,384.00	1,164,881.11
Grant of Cash Advances		<b>80,000.00</b>	-
Granting of cash advances		80,000.00	-
Prepayments		<b>1,245,922.70</b>	<b>389,294.94</b>
Advances to Contractors	<b>10.1.1</b>	898,298.03	-
Prepaid Registration	<b>10.1.2</b>	2,047.99	2,584.50
Prepaid Insurance	<b>10.1.3</b>	134,930.08	42,027.61
Other Prepayments	<b>10.1.4</b>	210,646.60	344,682.83
Payment of Prior Year's Accounts Payable		<b>4,588,219.14</b>	<b>5,126,149.07</b>
Payment of prior year's Accounts Payable	<b>11.1</b>	4,588,219.14	5,126,149.07

	<u>Note</u>	<u>2023</u>	<u>2022</u> (Restated)
Remittance of Personnel Benefit Contributions and Mandatory Deductions		<b>10,067,693.08</b>	<b>11,461,487.53</b>
Remittance of GSIS/Pag-IBIG/PhilHealth	<b>14.3</b>	4,103,938.12	4,093,288.12
Remittance of taxes withheld covered by TRA	<b>13.3</b>	5,963,754.96	7,368,199.41
Payment from Trust Liabilities/Fund Transfers		<b>8,656,806.49</b>	<b>7,210,482.14</b>
Payment for the implementation of inter-agency transferred funds		8,656,806.49	7,210,482.14
Adjustments		<b>583,969.09</b>	<b>3,622,809.72</b>
Reversion of unused NCA-MDS Regular	<b>13.3</b>	15,625.22	3,622,809.72
Other disbursement		568,343.87	-
<b>Total Cash Outflows</b>		<b>151,203,137.86</b>	<b>126,490,358.00</b>
<b>CASH PROVIDED BY (USED IN) OPERATING ACTIVITIES</b>		<b>12,345,113.88</b>	<b>2,156,604.05</b>
<b>CASH FLOW FROM INVESTING ACTIVITIES:</b>			
<b>CASH INFLOWS</b>			
Receipt of proceeds from sale/disposal of PPE	<b>13.5</b>	277,412.00	
<b>Total Cash Inflows</b>		<b>277,412.00</b>	-
<b>Less: CASH OUTFLOWS</b>			
Purchase/Construction of Property, Plant and Equipment	<b>8</b>	3,849,468.56	2,888,350.63
<b>Total Cash Outflows</b>		<b>3,849,468.56</b>	<b>2,888,350.63</b>
<b>CASH PROVIDED BY (USED IN) INVESTING ACTIVITIES</b>		<b>(3,572,056.56)</b>	<b>(2,888,350.63)</b>
<b>INCREASE (DECREASE ) in CASH and CASH EQUIVALENTS</b>		<b>8,773,057.32</b>	<b>(731,746.58)</b>
<b>ADD: CASH BALANCE, January 1</b>		10,347,523.58	11,079,270.16
<b>CASH BALANCE, December 31</b>	<b>5</b>	<b>19,120,580.90</b>	<b>10,347,523.58</b>

*This statement should be read in conjunction with the accompanying notes.*

Certified Correct:

**MA. AURORA FE L. DAYANGCO**  
Accountant III

Noted by:

**ARLENE B. CENTENO**  
FAD Chief


**SCIENCE AND TECHNOLOGY INFORMATION INSTITUTE**  
**STATEMENT OF COMPARISON OF BUDGET AND ACTUAL AMOUNT**  
**ALL FUNDS**

For the year ended December 31, 2023


Particulars	Note	Budgeted Amount		Actual Amounts on Comparable Basis	Difference Final Budget and Actual
		Original	Final		
<b>RECEIPTS</b>					
Service and Business Income	13	185,000.00	185,000.00	236,450.00	(51,450.00)
Assistance and Subsidy	17.1	0.00	0.00	16,382,164.00	(16,382,164.00)
Share, Grants and Donations	13.4	0.00	0.00	2,800,000.00	(2,800,000.00)
Gains	13.5.1	0.00	0.00	145,512.00	(145,512.00)
<b>OTHERS:</b>					
Non-Operating Income	13.5.2	0.00	0.00	135,581.40	(135,581.40)
Refund of Petty Cash and Advances	5.1	0.00	0.00	105,591.71	(105,591.71)
Others	4, 11.3, 11.4, 11.6	0.00	0.00	674,249.35	(674,249.35)
<b>Total Receipts</b>		<b>185,000.00</b>	<b>185,000.00</b>	<b>20,479,548.46</b>	<b>(20,294,548.46)</b>
<b>PAYMENTS</b>					
Personnel Services	14	55,349,131.00	59,388,834.00	56,129,346.31	3,259,487.69
Maintenance and Other	15				
Operating Expenses		77,587,132.79	75,787,032.79	59,462,280.44	16,324,752.35
Capital Outlay	8	10,089,925.00	10,089,925.00	3,121,894.10	6,968,030.90
Financial Expenses					-
Others					-
<b>Total Payments</b>		<b>143,026,188.79</b>	<b>145,265,791.79</b>	<b>124,677,275.81</b>	<b>20,588,515.98</b>
<b>NET RECEIPTS/(PAYMENTS)</b>		<b>(142,841,188.79)</b>	<b>(145,080,791.79)</b>	<b>(104,197,727.35)</b>	<b>(40,883,064.44)</b>

*This statement should be read in conjunction with the accompanying notes.*

Certified Correct:

  
**BENLA B. BUEMIA**  
 Administrative Officer VI/  
 Budget Officer III

Certified Correct:

  
**MA. AURORA F. L. DAYANGCO**  
 Accountant III

**SCIENCE AND TECHNOLOGY INFORMATION INSTITUTE**  
**NOTES TO FINANCIAL STATEMENTS**  
**For the year ended December 31, 2023**

**1. Agency Profile**

The Financial Statements (FSs) of STII were authorized for issue on February 08, 2024, as shown in the Statement of Management Responsibility for Financial Statements signed by Richard P. Burgos, Director.

STII is one of the service institutes of the DOST and was created as the information and marketing arm of the Department, which was established on January 30, 1987 by virtue of EO No. 128.

The institute has the responsibility to implement the following mandates:

- To establish a science and technology databank and library;
- To disseminate science and technology information; and
- To undertake training on science and technology information

These mandates are being processed and implemented by STII's technical divisions namely: Information Resources and Analysis Division (IRAD) and Communication Resources and Production Division (CRPD) with the support of the Finance and Administrative Division (FAD).

The Agency's registered office is located in STII Building, DOST Complex, General Santos Avenue, Bicutan, Taguig City.

**2. Statement of Compliance and Basis of Preparation of Financial Statements**

The FSs have been prepared in accordance with the International Public Sector Accounting Standards (IPSAS) issued by the COA per COA Resolution No. 2014-003 dated January 24, 2014 and COA Circular No. 2021-004 dated July 21, 2021 to enhance the accountability and transparency of the financial reports and ensure comparability of financial information.

The adoption of these standards did not result in substantial changes to the agency's accounting policies and had no material effect on the amounts reported for the current or prior financial years.

The FSs are presented in Philippine Peso, which is the functional and reporting currency of the agency, and have been prepared on the basis of historical cost, unless stated otherwise. The Cash Flows Statement is prepared using the Direct Method.

The FSs are prepared on an accrual basis and with the issuance of COA Circular No. 2013-002, all financial transactions are recorded in Regular Agency (RA) Books.

### **3. Summary of Significant Accounting Policies**

#### **3.1 Basis of Accounting**

The financial statements are prepared on an accrual basis in accordance with the IPSAS.

#### **3.2 Financial Instruments**

##### ***a. Financial Assets***

###### ***Initial Recognition and Measurement***

Financial assets within the scope of IPSAS 29 - Financial Instruments: Recognition and Measurement are classified as financial assets at fair value through surplus or deficit and receivables. The STII determines the classification of its financial assets at initial recognition.

The STII's financial assets include cash and receivables.

###### ***Subsequent Measurement***

The subsequent measurement of financial assets depends on their classification.

##### ***b. Financial Liabilities***

###### ***Initial Recognition and Measurement***

Financial liabilities within the scope of IPSAS 29 are classified as financial liabilities at fair value through surplus or deficit or loans and borrowings, as appropriate. The entity determines the classification of its financial liabilities at initial recognition.

All financial liabilities are recognized initially at fair value plus directly attributable transaction costs.

The STII's financial liabilities include trade and other payables and financial guarantee contracts.

###### ***Subsequent Measurement***

The measurement of financial liabilities depends on their classification.

###### ***Financial liabilities at fair value through surplus or deficit.***

Financial liabilities at fair value through surplus or deficit include financial liabilities designated upon initial recognition as at fair value through surplus or deficit.

###### ***Derecognition***

A financial liability is derecognized when the obligation under the liability is discharged or cancelled or expires.

### **3.3 Cash and Cash Equivalents**

Cash and cash equivalents comprise cash on hand and cash in bank. For the purpose of the Statement of Cash Flows, cash and cash equivalents consist of cash and short-term deposits as defined above, net of outstanding bank overdrafts.

#### **Petty Cash Fund**

Petty Cash Fund (PCF) refers to the amount granted to duly designated Petty Cash Fund Custodian for payment of authorized petty or miscellaneous expenses which cannot be conveniently paid through checks/List of Due and Demandable Accounts Payable – Advice to Debit Accounts (LDDAP-ADA). PCF account is maintained under the Imprest Fund System. All replenishments are directly charged to the expense account.

### **3.4 Inventories**

Inventory is measured at cost upon initial recognition. To the extent that inventory was received through non-exchange transactions (for no cost or for a nominal cost), the cost of the inventory is its fair value at the date of acquisition.

Inventories are recognized as expense when deployed for utilization or consumption in the ordinary course of operations of STII.

#### **Semi-expendable Property**

Tangible items below the capitalization threshold of ₱50,000 based on RA No. 11639 or the Fiscal Year (FY) 2022 GAA and COA Circular No. 2022-04 dated May 31, 2022 shall be accounted as semi-expendable property.

Prior to the issuance of the COA Circular No. 2022-04, tangible items below the capitalization threshold of ₱15,000.00 are considered as semi-expendable property and recognized as expenses upon issue to the end-user; Inventory Custodian Slip (ICS) shall be issued to the end-user to establish accountability over them and accountability shall be extinguished upon return of the item to the General Services and Property Section (GSPS) or in case of loss, upon approval of the relief from property accountability.

Pursuant to the RA No. 11639 or FY 2022 GAA and the issuance of COA Circular 2022-04, identifiable non-monetary assets with physical substance which meets the definition and recognition criteria of a Property, Plant and Equipment (PPE) but cost is below ₱50,000.00 is accounted for as Semi-Expendable Property in the books of accounts of STII.

Semi-expendable properties are classified into two categories: Low-valued items and High-valued items. Low-valued items are semi-expendable properties which cost ₱5,000.00 or less. High-valued items are semi-expendable properties which

cost more than ₱5,000.00 but less than ₱50,000.00. The threshold is applied on a *per item basis*.

The policies apply as follows:

- *Establishment of Accountability*: Issuance of ICS and shall be renewed every three years or every time there is a change in custodianship.
- *Extinguishment of Accountability*: 1. *Low-valued items* - extinguished upon the expiration of the estimated useful life or upon return of the property before the end of its useful life; whether serviceable or not, to the GSPS. 2.) *High-valued items* - extinguished upon the return of the item to the GSPS or in case of loss, upon the approval of the request for relief from property accountability, regardless of the expiration of the estimated useful life.
- The increase in capitalization threshold is considered as Change in Accounting Policy and is applied retrospectively.
- *Reclassification*: Carrying amount of the issued prior to CY 2022 amounting to ₱15,000.00 to below ₱50,000.00 previously classified as PPE are expensed and charged to Accumulated Surplus/(Deficit) account and corresponding Accumulated Depreciation shall be closed in the books of accounts.

As an internal policy, the estimated useful life for Semi-Expendable Items is 2 to 5 years for Semi-Expendable Machinery and Equipment and 2 to 7 years for Semi-Expendable Furniture, Fixtures and Books. Semi-expendable property shall be covered by IPSAS 12 – Inventories hence not subject to depreciation.

ICS are issued to the end-user of Semi-expendable Property to establish accountability over them. Accountability shall be extinguished upon return of the item to the Property and Supply Division/Unit or in case of loss, upon approval of the relief from property accountability.



### **3.5 Property, Plant and Equipment**

#### *Recognition*

An item is recognized as PPE if it meets the characteristics and recognition criteria as a PPE. An item must meet the capitalization threshold of ₱50,000.00 and above based on RA No. 11639 or the FY 2022 GAA and COA Circular No. 2022-04 dated May 31, 2022.

#### *Measurement at Recognition*

An item recognized as PPE is measured at cost. A PPE acquired through a non-exchange transaction is measured at its fair value as at the date of acquisition.

The cost of the PPE is the cash price equivalent or, for PPE acquired through non-exchange transaction its cost is its fair value as at recognition date.

#### *Measurement After Recognition*

After recognition, all PPE are stated at cost less accumulated depreciation and impairment losses. All other repair and maintenance costs are recognized as expense in surplus or deficit as incurred.

#### *Depreciation*

The depreciation charge for each period is recognized as expense unless it is included in the cost of another asset.

#### *Initial Recognition of Depreciation*

Depreciation of an asset begins when it is available for use such as when it is in the location and condition necessary for it to be capable of operating in the manner intended by management.

For simplicity and to avoid proportionate computation, the depreciation is for one month if the PPE is available for use on or before the 15th of the month. However, if the PPE is available for use after the 15th of the month, depreciation starts on the succeeding month.

#### *Depreciation Method*

The Straight-Line Method of depreciation is adopted.

### ***Estimated Useful Life (EUL)***

Depreciation is charged at rates calculated to allocate the cost or valuation of the asset less any estimated residual value over its remaining useful life:

<b>Account</b>	<b>EUL (in Years)</b>
Buildings	50
Other Structures	5
Office Equipment	5
Information and Communication Equipment	5
Communication Equipment	5
Printing Equipment	10
Technical and Scientific Equipment	10
Other Equipment	10
Motor Vehicles and Other Transportation Equipment	7
Furniture and Fixtures	10
Books	5

STII uses a residual value equivalent to 5 percent of the cost of the PPE.

### ***Derecognition***

STII derecognizes items of PPE and/or any significant part of an asset upon disposal or when no future economic benefits or service potential is expected from its continuing use. Any gain or loss arising on derecognition of the asset (calculated as the difference between the net disposal proceeds and the carrying amount of the asset) is included in the surplus or deficit when the asset is derecognized.

## **3.6 Intangible Assets**

### ***Recognition and Measurement***

Intangible assets are recognized when the items are identifiable non-monetary assets without physical substance; it is probable that the expected future economic benefits or service potential that are attributable to the assets will flow to the entity; and the cost or fair value of the assets can be measured reliably.

An intangible assets acquired separately are initially recognized at cost.

### ***Subsequent Measurement***

The useful life of the intangible assets is assessed as either finite or indefinite. An intangible asset with a finite life is amortized over its useful life.

The Straight-Line Method is adopted in the amortization of the expected pattern of consumption of the expected future economic benefits or service potential.

An intangible asset with indefinite useful lives is not to be amortized.

### **3.7 Changes in Accounting Policies and Estimates**

STII recognizes the effects of changes in accounting policy retrospectively. The effects of changes in accounting policy were applied prospectively if retrospective application is impractical.

STII recognizes the effects of changes in accounting estimates prospectively by including in income or expenses.

### **3.8 Foreign Currency Transactions**

Transactions in foreign currencies were initially recognized by applying the spot exchange rate between the function currency and the foreign currency at the transaction.

At each reporting date:

- Foreign currency monetary items were translated using the closing rate;
- Nonmonetary items that were measured in terms of historical cost in a foreign currency were translated using the exchange rate at the date of the transaction; and
- Nonmonetary items that were measured at fair value in a foreign currency were translated using the exchange rates at the date when the fair value was determined.

Exchange differences arising (a) on the settlement of monetary items, or (b) on translating monetary items at rates different from those at which they were translated on initial recognition during the period or in previous financial statements, were recognized in surplus or deficit in the period in which they arise, except as those arising on a monetary item that forms part of a reporting entity's net investment in a foreign operation.

### **3.9 Revenue from Non-Exchange Transactions**

#### ***Recognition and Measurement of Assets from Non-Exchange Transactions***

An inflow of resources from a non-exchange transaction, other than services in-kind, that meets the definition of an asset were recognized as an asset if the following criteria were met:

- It is probable that the future economic benefits or service potential associated with the asset will flow to the entity; and
- The fair value of the asset can be measured reliably.

An asset acquired through a non-exchange transaction is initially measured at its fair value as at the date of acquisition.

#### ***Recognition Revenue from Non-Exchange Transactions***

An inflow of resources from a non-exchange transaction recognized as an asset is recognized as revenue, except to the extent that a liability is also recognized in respect of the same inflow.

#### ***Measurement of Revenue from Non-Exchange Transactions***

Revenue from non-exchange transactions is measured at the amount of the increase in net assets recognized by the entity, unless a corresponding liability is recognized.

#### ***Measurement of Liabilities on Initial Recognition from Non-Exchange Transactions***

The amount recognized as a liability in a non-exchange transaction is the best estimate of the amount required to settle the present obligation at the reporting date.

#### ***Fees and Fines Not Related to Taxes***

STII recognizes revenues from fees and fines, except those related to taxes, when earned.

Other non-exchange revenues were recognized when it is probable that the future economic benefits or service potential associated with the asset will flow to the entity and the fair value of the asset can be measured reliably.

### ***Gifts and Donations***

STII recognizes assets and revenue from gifts and donations when it is probable that the future economic benefits or service potential will flow to the entity and the fair value of the assets can be measured reliably.

Goods in-kind were recognized as assets when the goods were received. If goods in-kind were received without conditions attached, revenue is recognized immediately. If conditions were attached, a liability is recognized, which is reduced and revenue recognized as the conditions were satisfied.

On initial recognition, gifts and donations including goods in-kind were measured at their fair value as at the date of acquisition, which were ascertained by reference to an active market.

### ***Transfers***

STII recognizes an asset in respect of transfers when the transferred resources meet the definition of an asset and satisfy the criteria for recognition as an asset, except those arising from services in-kind.

### ***Transfers from Other Government Entities***

Revenues from non-exchange transactions with other government entities and the related assets were measured at fair value and recognized on obtaining control of the asset (cash, goods, services and property) if the transfer is free from conditions and it is probable that the economic benefits or service potential related to the asset will flow to STII and can be measured reliably.

## **3.10 Revenue from Exchange transactions**

### ***Measurement of Revenue***

Revenue was measured at the fair value of the consideration received or receivable.

### ***Interest income***

Interest income is derived from interest from bank deposits.

### ***Rental income***

Rental income is generated from the canteen rentals.

### **3.11 Budget Information**

The annual budget is prepared on a cash basis and is published in the STII website: <https://www.stii.dost.gov.ph>. A separate Statement of Comparison of Budget and Actual Amounts (SCBAA) was prepared since the budget and the financial statements were not prepared on a comparable basis. The SCBAA was presented showing the original and final budget and the actual amounts on a comparable basis to the budget. Explanatory comments are provided in the notes to the annual financial statements.

These budget figures were those approved by the governing body both at the beginning and during the year.

### **3.12 Related Parties**

The agency regards related party as a person or an entity with the ability to exert control individually or jointly, or to exercise significant influence over the agency, or vice versa.

Members of key management are regarded as related parties and comprise the members of the Executive Committee of the Agency such as the Director, and three Division Chiefs.

### **3.13 Employee Benefits**

The employees of STII are members of the Government Service Insurance System (GSIS) which provides life and retirement insurance coverage. STII recognizes the undiscounted amount of short-term employee benefits, like salaries, wages, bonuses, allowance, etc., as expense unless capitalized, and as a liability after deducting the amount paid.

STII recognizes expenses for accumulating compensated absences when these were paid (commuted or paid as terminal leave benefits). Unused entitlements that have accumulated at the reporting date were not recognized as expense. Non-accumulating compensated absences, like special leave privileges, were not recognized.

### **3.14 Measurement Uncertainty**

The preparation of the financial statements in conformity with IPSAS requires management to make estimates and assumptions that affect the reporting amounts of assets and liabilities, and disclosure of contingent assets and liabilities, at the date of the financial statements and the reported amounts of the revenues and expenses during the period. Items requiring the use of significant estimates include the useful life of capital assets, estimated employee benefits, rates for amortization and impairment of assets.

Estimates were based on the best information available at the time of preparation of the financial statements and were reviewed annually to reflect new information

as it becomes available. Measurement uncertainty exists in these financial statements. Actual results could differ from these estimates.

### 3.15 Correction of Fundamental Errors

STII correct material prior period errors retrospectively in the first set of financial statements authorized for issue after their discovery by:

- Restating the comparative amounts for prior period(s) presented in which the error occurred; or
- If the error occurred before the earliest prior period presented, restating the opening balances of assets, liabilities and net assets/equity for the earliest prior period presented.

## 4 Adjustments in Accumulated Surplus/Deficits

### 4.1 Prior Period Adjustments

Particulars	2023
Adjusting entry to recognize prior year expenses	(785,433.97)
Collections from prior year receivables	78,250.95
Issuance of Inventory Items based on RSMI	(39,402.24)
Adjusting entry for Accumulated Depreciation	8,558.21)
<b>Total</b>	<b>(738,027.05)</b>

### 4.2 Changes in Net Assets/Equity for the Calendar Year-Others

Particulars	2023
Adjusting entries made to various PPE Accounts	1,150,011.15)
Adjusting Entry for Cash-Treasury Account	(30,463.59)
Adjusting Entries made to various accounts	235,443.39
<b>Total</b>	<b>1,354,990.95</b>

## 5 Cash and Cash Equivalents

Account	2023	2022 (Restated)
Cash on Hand	74,713.21	49,956.15
Cash in Bank-Local Currency, Current Account	117,319.30	296,402.00
Cash-Treasury/Agency Deposit	18,928,548.39	10,000,765.43
<b>Total</b>	<b>19,120,580.90</b>	<b>10,347,123.58</b>

**5.1 Cash on Hand** amounting to ₱74,713.21 is composed of Petty Cash Fund, which are granted to STII Regular Disbursing Officers/Petty Cash Fund Custodians (PCFC) which are used to defray petty or miscellaneous and emergency expenses of the agency which cannot be conveniently paid through checks/LDDAP-ADA. These custodians are bonded and paid premiums at the BTr. Bonds are consistent with the amount granted in consonance with Treasury Circular (TC) No. 02-2009, and the coverage extends after December 31, 2023.

PCFC	Risk Number	Effective Until	2023
PCFC 1	13D3-2023-01009N	03/06/2024	15,681.00
PCFC 2	13D3-2023-00522N	02/06/2024	37,000.00
PCFC 3	13D3-2023-02351N	06/24/2024	22,032.21
<b>Total</b>			<b>74,713.21</b>

In 2023, refund of petty cash, excess cash advances for pre-travel allowance and excess regular cash advances amounting to ₱86,764.40 for regular fund and ₱8,657.00 for trust fund, remitted to the BTr.

**5.2 Cash in Bank – Local Currency, Current** account is composed of proceeds from sale of Official Publications of STII such as the Philippine Journal of Science (PJS) pursuant to the General Provision of the Government Appropriation Act which were deposited to the Authorized Government Depository Bank (AGDB) including the interest derived therefrom and its quarterly remittance per Department of Finance Circular No.01-2017. The proceeds from publication are being used to defray the cost of printing the DOST-STII Publication. This account cannot be closed yet due to the constraints of the foreign PJS subscription and will be discussed further with BTr.

This account also includes all deposits and withdrawals of STII's salaries and allowances through the STII Automated Teller Machine (ATM) Payroll account and taxes withheld under the Trust Fund for remittance to the Bureau of Treasury (BTr) until June 30, 2022, but starting July 1, 2022, the Agency refrained from using the said account for such purposes. The balance is for remittance to the BTr. Details as follows:



Account Number	Remarks	2023	2022 (Restated)
1822-1039-59	PJS Income Account	86,964.35	268,927.05
1822-1029-87	STII-ATM Payroll Account	30,354.95	27,474.95
<b>Total</b>		<b>117,319.30</b>	<b>296,402.00</b>

**5.3 Cash - Treasury/Agency Cash** account is composed of Cash-Treasury/Agency Deposit (TAD), Trust Account represents the unutilized NCA of various Grants-In-Aid (GIA) projects reverted at year-end and not subsequently released by the Department of Budget and Management (DBM), refund of penalty charges to BTr and deposits of collections from other National Government Agencies (NGAs) as funding requirement of a specific GIA Project with the following details:

	Project Titles	Fund Sources	2023	2022 (Restated)	Remarks
1	Science Pinas: Communicating DOST Impact Through Broadcast Program	PCAARRD	13,998,823.07	0.00	<i>Ongoing</i>
2	BPI-STARBOOKS packages to 30 last-mile schools	Donation/Grants BPI Foundation	2,100,000.00	0.00	
3	STARBOOKS (P1): Development & Deployment of STARBOOKS Nature to Promote Wildlife Preservation, Environmental Education, and Ecotourism in Protected Areas in Negros Oriental (Phase 1)	DOST Region 7-GIA	75,401.75	1,461,696.00	
4	BPI-STARBOOKS Deployment of last 10 miles schools	Donation/Grants BPI Foundation	2,000.00	0.00	
5	Augmenting and Strengthening the eLibrary Services (ASeLS) in the Regional Research and Development (R&D) Consortia Base Agencies	PCAARRD	663,867.57	4,999,672.00	<i>Project ended in 2023 - Unexpended balance for liquidation to FA</i>
6	National Youth Science, Technology, and Innovation Festival (NYSTIF) 2023 Promotions Campaign	DOST – GIA	335,696.75	0.00	
7	Strategic Communication Intervention for the National Operational Assessment of Hazards (NOAH)	DOST – GIA	389,327.23	389,327.23	<i>Unutilized NCA reverted to BTr pending certification; to be liquidated to FA</i>
8	STARBOOKS	DOST – GIA	276,623.56	276,623.56	
9	Becoming A Science Nation: Demonstrating Results Program (Information, Education and Communication (IEC) Campaign and ICT Intervention)	DOST – GIA	80,228.61	80,228.61	

	Project Titles	Fund Sources	2023	2022 (Restated)	Remarks
10	Commission on Higher Education (CHED) Grant for Philippine Journal of Science (PJS) Publication	CHED Grant	71,883.79	72,683.79	
11	Changing the Mindset: IEC Campaign Initiatives	DOST – GIA	3,882.31	3,882.31	
12	SFTP P4: Enhanced S&T Experience Using Leading-Edge Learning Additions and Realities (STELLAR) Including INFORSERBILIS	DOST – GIA	17,081.06	17,081.06	
13	Promotion of 2021 NSTW Celebration	DOST – GIA	2,054.60	626,522.30	
14	Adjustment/Reclassification	DOST – GIA	0.00	1,254.60	
15	Human Resource Development Program (HRDP) - Learning and Development Courses	DOST - HRDP	0.00	188,243.00	
16	Becoming a Science Nation : ICT	DOST – GIA	(2,880.00)	0.00	<i>For further reconciliation</i>
17	NSTW 2016	DOST – GIA	18,000.00	18,000.00	
18	NSTW 2019	DOST – GIA	55,084.48	132,844.91	<i>Already liquidated in the FA books - For further reconciliation/ Accounts Payable Cancelled</i>
19	NSTW 2015	DOST – GIA	355.67	355.67	
20	NSTW 2014	DOST – GIA	52,461.60	52,461.60	
21	NSTW 2013	DOST – GIA	382.00	382.00	
22	SFTP P5: Strengthening the Core	DOST – GIA	20,996.81	20,996.81	
23	SFTP P1: Leveraging the Power of Broadcast and Web Media to Promote Science for the People	DOST – GIA	0.00	(11,600.43)	<i>Liquidated</i>
24	Science for the People (SFTP) P3: Doubling the Reach Through IEC Campaign	DOST – GIA	0.00	44,024.25	
25	Science Content Transformation & Visualization for Disaster Risk Reduction (DRR)	DOST – GIA	0.00	601,406.91	
26	Iba Na Ang Panahon (INAP): Science for Safer Communities	DOST – GIA	0.00	564,152.55	
27	Hands-on, Minds-on Microscale Chemistry (HOMOMICH)	PCIEERD	0.00	125,737.25	
28	NSTW 2017	DOST – GIA	0.00	19,845.00	
29	Iba na ang Panahon (INAP) financial assistance	Region 3 - Aurora	0.00	36,474.95	

	Project Titles	Fund Sources	2023	2022 (Restated)	Remarks
30	NSTW 2020	DOST – GIA	0.00	107,180.19	
31	Knowledge Network of e-Libraries (KNeL) Project Year 2	PCAARRD	0.00	168,666.98	
32	Knowledge Network of e-Libraries (KNeL) Project Year 2	PCAARRD	0.00	168,666.98	
33	AKNEL - Accelerating DOST-PCAARRD Knowledge Network of e-Library	PCAARRD	1,560.33	562.13	<i>Penalty due to late deliveries remitted to BTr</i>
34	Rizal the Filipino Scientist Promotional Campaign	DOST-GIA	290.00	290.00	
35	INAP financial assistance	Region 3 - Pampanga	1,110.47	1,110.47	<i>Unexpended Balance</i>
36	INAP financial assistance	Region 3 - Tarlac	345.00	345.00	
38	Development of DOST PCAARRD Innovation and Technology Center (DPITC) e-Library	PCAARRD	239.80	239.80	<i>Tax for remittance</i>
39	K Nel Year 1	PCAARRD	0.00	(0.40)	<i>Excess NCA</i>
40	Excess NCA/Adjustment	-	74.93	75.33	
41	Performance Bond - Carbon Digital	-	277,624.00	0.00	<i>Performance Bond for return to Supplier once project is completed</i>
42	Performance Bond - Tripplesph	-	90,264.00	0.00	
43	Performance Bond - Color1 Digital, Inc	-	79,950.00	0.00	
44	Performance Bond - Innovation Printshoppe, Inc.	-	68,320.00	0.00	
45	Performance Bond - Iphitech IT and Digital Solutions Corp. (Digital Media Dev't.)	-	67,500.00	0.00	
46	Performance Bond-Commissioning Conduct of DOST S&T Awareness Survey from Social Weather Stations	-	60,000.00	0.00	
47	Performance Bond - Isentia Manila Inc.	-	54,999.00	0.00	
48	Performance Bond - LRN Ventures, Inc.	-	40,000.00	0.00	
49	Performance Bond - Megatxt Phils. Inc.	-	25,000.00	0.00	
	<b>Total</b>		<b>18,928,548.39</b>	<b>10,000,765.43</b>	

## 6 Receivables

This account consists of the following:

Account	2023	2022 (Restated)
Due from National Government Agencies (NGAs)	832,138.73	1,432,138.73
Receivables - Disallowances/Charges	98,622.57	98,622.57
Other Receivables	16,388.36	81,760.95
<b>Total</b>	<b>947,149.66</b>	<b>1,612,522.25</b>

**6.1 Due from NGAs** account represents fund transferred to other NGAs and amount due from Procurement Service (PS)- DBM, details as follows:

Agency Name	Particulars	Year   Aging	2023	2022 (Restated)
Philippine Science High School System (PSHSS)	Fund release for the project "Modernization of STII Library & Upgrading of PSHSS Libraries" pending liquidation	2009   14 years	217,233.48	217,233.48
PS-DBM	Advances to PS-DBM; Remaining balances due to unavailability of stocks	2012   11 years	32,611.46	32,611.46
PS-DBM	Advances to PS-DBM; Remaining balances due to unavailability of stocks	2013   9 to 10 years	36,562.08	42,649.73
		2014   8 to 9 years	18,678.46	18,678.46
		2015   7 to 8 years	213,486.29	213,486.29
		2016   6 to 7 years	75,886.33	75,886.33
	Advances to PS-DBM; Remaining balances due to unavailability of stocks	2018   5 years	20,182.24	20,182.24
		2019   3 to 4 years	57,972.98	91,287.57
	Government Fares Agreement	2019   3 to 4 years	0.00	600,000.00
Grants-In-Aid	2019   3 to 4 years	159,525.41	159,525.41	
<b>Total</b>			<b>832,138.73</b>	<b>1,471,540.97</b>

Due from PS-DBM amounting to ₱600,000.00 was collected as refund for the unused Government Fares Agreement in 2019, deposited by PS-DBM directly to the STII BTr Account.

**6.2 Receivables-Disallowances/Charges** account amounting to ₱98,622.57 represents the amount due from officers and employees resulting from audit disallowances/charges. Details as follows:

Notice of Disallowance (ND) /Notice of Finality of Decision (NFD) No.	Particulars	Year   Aging	2023	2022 (Restated)
ND No. 10-003-101-(09)	Disallowance - Step Increment	2010   12 to 13 years	8,190.09	8,190.09
NFD No. 2021-01 ND No. 2020-001-101 (17-20)	Disallowance - Overpayment of Longevity Pay 2017 - June 2020	2021   2 years	90,432.48	100,778.12
<b>Total</b>			<b>98,622.57</b>	<b>108,968.21</b>

For CY 2023, no collections were made despite resending of demand letters. Demand letters sent were being returned due to change in address unknown to STII.

**6.3 Other Receivables** consist of the following:

Debtors	Particulars	Year   Aging	2023	2022 (Restated)
Jetspeed Media	Undelivered Subscriptions	2021   2 years	3,510.00	3,510.00
Various Suppliers	Penalty Charged based on AOM 2023-001	2022   1 year	0.00	77,923.01
Andrea Mei Resane	Overpayment of Gratuity Pay	2023   0 year	2,000.00	0.00
Various STII Contract of Service Employees	Overpayment of Wages	2023   0 year	10,878.36	327.94
<b>Total</b>			<b>16,388.36</b>	<b>81,760.95</b>

## 7 Inventories

Account	2023	2022 (Restated)
<b>Inventories Held for Consumption</b>		
Other Supplies and Materials Inventory	182,169.00	554,229.70
<b>Total</b>	<b>182,169.00</b>	<b>554,229.70</b>

**7.1 Office Supplies and Other Supplies and Materials Inventories** are inventories held for consumption and will be expensed upon issuance of Requisition and Issue Slip (RIS) and submission of related Report of Supplies and Materials Issued (RSMI) Report from the GSPS.

**7.2 Semi-Expendable Machinery and Equipment and Furniture, Fixtures and Books Accounts** which can be classified as Office Equipment, ICT Equipment, Communication, Technical and Scientific, Furniture and Fixtures or Books are tangible items not considered as PPE. These are identifiable non-monetary assets with physical substance which meets the definition and recognition criteria of a PPE but cost is below ₱50,000.00.

## 8 Property, Plant and Equipment

PPE account consists of PPE under Regular Agency Fund and Trust Fund.

Purchased PPE and transferred ownership or donation from Source/Funding Agency (S/FA) for CY 2023 are reported as additions.

PPE purchased under GIA projects starting CY 2020 are also recorded as PPE in the Agency books per Government Accounting Manual (GAM).

PPE purchased under GIA earlier than 2020 are not recognized as asset, these will be recognized as PPE upon transfer of ownership or donation from the S/FA (Annex M, GAM Volume I, item number 30 and notarized Memorandum of Agreement). Request for Transfer, inventory tagging and other FA requirements are already submitted to the DOST- SPD/DOST-Property Unit and the process is still ongoing.

Additions to the PPE in 2023 includes donated Motor Vehicle - 3 Hyundai Staria Commuter Van - amounting to a total of ₱5,550,000.00. This is a result of the National Economic and Development Authority (NEDA)'s National Priority Plans (NPP) Initiative which includes the DOSTv and STARBOOKS program of STII in exchange for Tax Benefits of the Donee.

Additions to the PPE also includes the various donated properties from the S/FA of prior years completed Grants-In-Aid projects.

Detailed breakdown of PPE as December 31, 2023 is as follows:

Particulars	Buildings	Other Structures	Construction in Progress - Buildings and Other Structures	Office Equipment	ICT Equipment	Communication Equipment	Printing Equipment
Carrying Amount, January 1, 2023	23,151,334.07	92,590.40	0.00	1,397,586.86	8,993,440.78	2,715,797.88	8,500.00
Additions/ Acquisitions	0.00	0.00	1,996,217.85	452,000.00	4,335,315.00	3,283,904.64	0.00

Net adjustment/ Reclass Accumulated Depreciation	0.00	0.00	0.00	(415,086.66)	(2,294,511.30)	(2,962,785.95)	0.00
<b>Total</b>	<b>23,151,334.07</b>	<b>92,590.40</b>	<b>1,996,217.85</b>	<b>1,434,500.20</b>	<b>11,034,244.48</b>	<b>3,036,916.57</b>	<b>8,500.00</b>
Depreciation	(1,526,404.36)	(17,875.20)	0.00	(456,299.20)	(2,556,879.27)	(917,191.71)	0.00
Disposals	0.00	0.00	0.00	0.00	0.00	0.00	(0.00)
<b>Carrying Amount, December 31, 2023</b>	<b>21,624,929.71</b>	<b>74,715.20</b>	<b>1,996,217.85</b>	<b>978,201.00</b>	<b>8,477,365.21</b>	<b>2,119,724.86</b>	<b>8,500.00</b>
<b>Gross Cost</b>	<b>38,793,911.19</b>	<b>94,080.00</b>	<b>1,996,217.85</b>	<b>4,301,359.88</b>	<b>25,306,361.26</b>	<b>10,557,009.13</b>	<b>170,000.00</b>
Accumulated Depreciation as of December 31, 2023	(17,168,981.48)	(19,364.80)	0.00	(3,323,158.88)	(16,828,996.05)	(8,437,284.27)	(161,500.00)
<b>Carrying Amount, December 31, 2023</b>	<b>21,624,929.71</b>	<b>74,715.20</b>	<b>1,996,217.85</b>	<b>978,201.00</b>	<b>8,477,365.21</b>	<b>2,119,724.86</b>	<b>8,500.00</b>

Particulars	Technical and Scientific Equipment	Other Equipment	Motor Vehicles	Other Transportat ion Equipment	Furniture and Fixtures	Books	Other Property, Plant and Equipment	Total
<b>Carrying Amount, January 1, 2023</b>	117,605.23	897,398.74	6,002,379.73	3,575.00	690,122.04	11,260.00	0.00	44,081,590.73
Additions/ Acquisitions	0.00	0.00	5,550,000.00	0.00	882,910.00	0.00	72,000.00	16,572,347.49
Net adjustment/ Reclass Accumulated Depreciation	0.00	0.00	0.00	0.00	(874,410.00)	0.00	(68,400.00)	(6,615,193.91)
<b>Total</b>	<b>117,605.23</b>	<b>897,398.74</b>	<b>11,552,379.73</b>	<b>3,575.00</b>	<b>698,622.04</b>	<b>11,260.00</b>	<b>3,600.00</b>	<b>54,038,744.31</b>
Disposals	0.00	0.00	(50,000.00)	0.00	0.00	0.00	0.00	(50,000.00)
Depreciation	0.00	(107,348.92)	(955,767.90)	(0.00)	(236,696.17)	(0.00)	0.00	(6,774,462.73)
<b>Carrying Amount</b>	<b>117,605.23</b>	<b>790,049.82</b>	<b>10,546,611.83</b>	<b>3,575.00</b>	<b>461,925.87</b>	<b>11,260.00</b>	<b>3,600.00</b>	<b>47,214,281.58</b>
<b>Gross Cost</b>	<b>2,352,104.97</b>	<b>1,129,988.00</b>	<b>14,474,500.00</b>	<b>71,500.00</b>	<b>2,962,625.96</b>	<b>225,200.00</b>	<b>72,000.00</b>	<b>102,506,858.24</b>
Accumulated Depreciation as of December 31, 2023	(2,234,499.74)	(339,938.18)	(3,927,888.17)	(67,925.00)	(2,500,700.09)	(213,940.00)	68,400.00	(55,292,576.66)
<b>Carrying Amount, December 31, 2023</b>	<b>117,605.23</b>	<b>790,049.82</b>	<b>10,546,611.83</b>	<b>3,575.00</b>	<b>461,925.87</b>	<b>11,260.00</b>	<b>3,600.00</b>	<b>47,214,281.58</b>

## 9 Intangible Assets

Particulars	2023		
	Computer Software	Other Intangible Assets	Total
Carrying Amount, January 1, 2023	455,925.00	835,707.86	1,291,632.86
Amortization	(213,935.00)	0.00	(213,935.00)
Carrying Amount, December 31, 2023	241,990.00	835,707.86	1,077,697.86

Other Intangible assets amounting to ₱835,707.86 were assessed to have indefinite useful life. No impairment has been made as of this reporting.

## 10 Other Assets

### Current and Non-Current Other Assets

Particulars	2023		
	Current	Non-Current	Total
Prepayments	1,148,942.60	96,980.10	1,245,922.70
Guaranty Deposits	0.00	15,567.00	15,567.00
Other Assets	0.00	609,357.51	609,357.51
<b>Total</b>	<b>1,148,942.60</b>	<b>721,904.61</b>	<b>1,870,847.21</b>

### 10.1 Prepayments

**10.1.1 Advances to Contractors** amounting ₱898,298.03 consists of mobilization fee paid to contractor for the project "Completion of the DOST-STII Left Wing Library Extension Building-Phase 2 and Replacement of DOST-STII Roofing, Second Level Ceiling, Rehabilitation of Lightings, Waterproofing of Concrete Gutter and Installation of New Downspout" with Contract Agreement No. 2023-014 being recouped from progress billings.

**10.1.2 Prepaid Registration** account amounting to ₱2,047.99 consists of unexpired portion of motor vehicles Land Transportation Office (LTO) registration.

**10.1.3 Prepaid Insurance** account amounting to ₱134,930.08 consists of unexpired portion of Insurance Premiums of STII vehicles and building to GSIS, and Fidelity Bond Premiums of Accountable Disbursing Officers.

**10.1.4 Other Prepayments** account amounting to ₱210,646.60 consists of current and non-current portions amounting to ₱113,666.50 and ₱96,980.10,



respectively. These represent subscriptions to Information Technology (IT) solutions, domains such as science.ph and STARBOOKS.ph.

## 10.2 Guaranty Deposits

This account is composed of deposits to UBIX Corp. for the three photocopying machines located at STII FAD and IRAD amounting ₱10,567.00 and security deposit to SMX Convention Center for the venue rental during the 2013 NSTW Celebrations amounting to ₱5,000.00. The agency has already coordinated with SMX Convention Center for the refund of the said security deposit.

## 10.3 Other Assets

This account consists of unserviceable assets amounting to ₱609,357.51 waiting for final disposition adjusted as per the Report on Physical Count Property, Plant and Equipment (RPCPPE) and Inventory and Inspection Report of Unserviceable Property (IIRUP) for CY 2023. These assets are not subject to depreciation. Other assets are not reclassified back to PPE for easier reconciliation with the IIRUP upon disposal.

## 11 Financial Liabilities

Financial liabilities are contractual obligations to other entities which consist of the following:

Account	2023	2022 (Restated)
Payables	3,678,731.02	5,420,994.53
Inter-Agency Payables	18,864,530.14	11,938,812.86
Trust Liabilities	972,278.78	313,570.00
Other Payables	17,532.56	17,532.56
Deferred Credits/Unearned Income	2,107,500.00	2,000.00
<b>Total</b>	<b>25,640,572.50</b>	<b>17,692,909.95</b>

### 11.1 Payables

This account consists of unpaid due and demandable expenses, which were obligated as of December 31, 2023 amounting to ₱3,500,909.60 as follows:

Payees	Particulars	2023
Tolete's Food Service	Food for the DOST Year End Program	68,000.00
Agave Trading	IRAD Library Collared Shirt	116,000.00
Carbondigital, Inc.	DOSTv Production of Siyensikat Magazine Show FY 2023	2,910,409.60
Gilcor Printing Press	IRAD Library Brochure	20,500.00

Payees	Particulars	2023
King of Kings Trading	Token for ScienceJourno Ako - Tote bag and retractable ballpen	68,600.00
King of Kings Trading	Token for Media Year End Program - Laptop Backpack	133,200.00
Tangerine Print Shop	Token for ScienceJourno Ako - T-Shirt	58,400.00
Tangerine Print Shop	Token for ScienceJourno Ako - Notebook with Ballpen	48,500.00
Tolete's Food Service	Food for Communication Framework Meeting	4,800.00
Work Habits Trading	Token for ScienceJourno Ako - Collared T-Shirt	16,500.00
Work Habits Trading	Token for ScienceJourno Ako - Customized Net Trucker Cap	56,000.00
<b>Total</b>		<b>3,500,909.60</b>

This account also includes Accounts Payable of Grants-In-Aid projects due for payment amounting to ₱130,080.00. Upon payment, the Due to NGAs account will be credited for liquidated projects.

Accounts Payable as at the period December 31, 2022 which was paid in CY 2023 amounted to ₱13,055,711.89 for regular fund and ₱970,520.00 for Trust/GIA Fund.

Accounts Payable Not Yet Due and Demandable (NYDDAP) which are items obligated in CY 2023 but not yet due for payment amounts to ₱8,080,025.98 for regular fund and ₱2,062,280.00 for trust fund.

**Due to Officers and Employees** amounts to ₱47,741.42 which are deposits made to STII ATM Payroll account for reconciliation and refund. These are items for remittance put on hold due to the moratorium during pandemic. Reconciliation is ongoing as of this reporting and will be subject for adjusting entry as may be applicable.

## 11.2 Inter-Agency Payables

Account	2023	2022 (Restated)
Due to BIR	1,095,470.94	394,038.11
Due to GSIS	55,093.93	0.00
Due to PhilHealth	7,106.80	81,158.57
Due to NGAs	17,706,858.47	11,463,616.18
<b>Total</b>	<b>18,864,530.14</b>	<b>11,938,812.86</b>

**11.2.1 Due to BIR** account amounting to ₱1,095,470.94 consists of taxes withheld from officers/employees and suppliers to be remitted to BIR in January 2024.

**11.2.2 Due to GSIS** account amounting to ₱55,093.93 consists of GSIS Life and Retirement Premiums differential contributions of HAP Awardees amounting to ₱42,352.95 and 2023 salary differential amounting to ₱12,740.98 pending remittance to GSIS.

**11.2.3 Due to PhilHealth** account amounting to ₱7,106.80 consists of differential contributions of HAP Awardees for remittance in January 2024 pending Philippine Health Insurance Corporation (PHIC) Statement of Premium Account (SPA).

**11.2.4 Due to NGAs** account amounting to ₱17,706,858.47 consists of receipt of funds as authorized by law and fund transfers from NGAs for the implementation of specific programs/projects and other inter-agency transactions pending liquidation/reconciliation from FA.

	Project Titles	2023	2022 (Restated)	Remarks
1.	Science Pinas: Communicating DOST Impact Through Broadcast Program	13,998,823.07	0.00	<i>Ongoing</i>
2.	STARBOOKS (P1): Development & Deployment of STARBOOKS Nature to Promote Wildlife Preservation, Environmental Education, and Ecotourism in Protected Areas in Negros Oriental (Phase 1)	797,401.75	1,461,696.00	<i>Ongoing</i>
3	Augmenting and Strengthening the eLibrary Services (ASeLS) in the Regional R&D Consortia Base	1,570,214.27	4,999,672.00	<i>Ended in December 2023 For liquidation of Capital Outlay and Payment of Accounts Payable</i>
4	National Youth Science, Technology and Innovation Festival (NYSTIF)	217,656.75	0.00	<i>Ended in December 2023 For Payment of Accounts Payable</i>
5	Strategic Communication Intervention for NOAH Program	389,327.23	389,327.23	<i>For liquidation of Capital Outlay pending PTR from FA for donation to STII</i>
6	STARBOOKS (DOST-GIA)	276,623.56	276,623.56	<i>For further</i>
7	Modernization of PSHSS Library	217,233.48	217,233.48	
8	Becoming a Science Nation: Demonstrating Results Program	80,228.61	80,228.61	
9	CHED Grant for PJS	71,883.79	71,883.79	
10	NSTW 2019	62,293.04	62,293.04	

	<b>Project Titles</b>	<b>2023</b>	<b>2022 (Restated)</b>	<b>Remarks</b>
11	Changing the Mindset: IEC Campaign	3,882.31	3,882.31	<i>reconciliation</i>
12	Financial Assistance INAP: Pampanga	1,110.47	1,110.47	
13	Financial Assistance INAP:Tarlac	345.00	345.00	
14	K NeL- Establishing DOST-PCAARRD Knowledge Network of e-Libraries	814.33	96,077.74	
15	Cash Reverted to National Treasury (adjusted)	14,020.82	14,020.82	
16	Guaranty Deposits – NSTW	5,000.00	5,000.00	
17	Adjustment	(0.01)	(0.01)	
18	NSTW 2020	0.00	184,940.62	Liquidated
19	NSTW 2017	0.00	19,845.00	
20	Promotion of 2021 NSTW Celebration	0.00	626,522.30	
21	AKNEL-Accelerating the Establishment of the DOST-PCAARRD Knowledge of e-Libraries	0.00	1,066,124.86	
22	Science Content Transformation and Visualization for DRR	0.00	601,406.91	
23	INAP: Science for Safer Communities	0.00	564,152.55	
24	HOMOMICH	0.00	125,737.25	
25	DPITC e-Library	0.00	51,029.86	
26	SFTP-Project 1: DOSTv Broadcast and Webmedia	0.00	68,399.57	
27	SFTP-Project 3:Doubling the Reach (IEC) Campaign	0.00	1,960.23	
28	SFTP-Project 5: SCore	0.00	175,981.47	
29	HRDP - Learning and Development Courses	0.00	188,243.00	
30	Establishing DOST-PCAARRD KNeL	0.00	73,403.57	
31	Financial Assistance INAP : Aurora	0.00	36,474.95	
	<b>Total</b>	<b>17,706,858.47</b>	<b>11,463,616.18</b>	

Reconciliation for these unliquidated projects is ongoing with the DOST- SPD and S/FA. Due to NGAs amount will be adjusted accordingly after confirmation of balances with the S/FAs and corresponding accounting entries will be made once STII receives the certificate of full liquidation or Journal Entry Voucher (JEV) from the S/FAs.

**11.3 Guaranty/Security Deposit Payable** refers to performance security/bond from various suppliers to guarantee faithful performance of their contract and for return once contract has been fulfilled amounting to ₱963,278.78.

Suppliers	2023
Performance Security - Carbon Digital, Inc. - Production of Siyensikat	177,464.00
Performance Security Bond - Tripplesph Corporation -Social Media Advertising and Online Marketing for Science Pinas	90,264.00
Performance Security Bond - Color1 Digital, Inc. - One Lot Printing of DOST-STII Publications FY 2023	79,950.00
Performance Security Bond - Innovation Printshoppe, Inc. "Printing of DOST-STII Publications for FY 2022"	68,320.00
Performance Security - IPHITECH IT AND DIGITAL SOLUTIONS CORP.	67,500.00
Performance Security - Social Weather Stations - Commissioning Conduct of DOST S&T Awareness Survey FY 2023	60,000.00
Performance Security - Carbon Digital, Inc. - Social Media Advertising and Online Marketing for DOSTv	58,912.00
Performance Security- Isentia Manila Inc.- Media Monitoring Services 2023	54,999.00
Performance Security - Carbon Digital, Inc. - Production and Promotion of STARBOOKS Campaign in Social Media	41,248.00
Performance Security Bond - LRN Ventures, Inc. for "Upgrading of STARBOOKS Mobile Apps Enhancing.."	40,000.00
Performance Security Bond-Megatexts,Phils.Inc. "55 Titles Library eBooks"	25,000.00
Retention Fee - Vastcon - Completion of the DOST-STII Left Wing Library Extension Building-Phase 2 and Replacement of DOST-STII Roofing, Second Level Ceiling, Rehabilitation of Lightings, Waterproofing of Concrete Gutter and Installation of New Downspout	199,621.78
<b>Total</b>	<b>963,278.78</b>

**11.4 Customers' Deposits Payable** refers to the two (2) months equivalent cash deposit amounting to ₱9,000.00 received from STII Employees Association related to the management share for the canteen rental to cover for the unpaid utilities in case of contract termination.

**11.5 Deferred Revenue from Grants and Donations** refers to the unearned income arising from the receipt of conditional cash donation from BPI Foundations Inc. amounting to ₱2,100,000.00 for STARBOOKS deployment to 30 last mile schools and remaining ₱2,000.00 for STARBOOKS deployment to 10 last mile schools

**11.6 Other Unearned Revenue** refers to the advance payment of GS Pontillas for the three-year subscription of PJS - Vol.151 (2022), Vol. 152 (2023) and Vol.153(2024) - amounting to ₱1,000.00 per year and advance management share of canteen rental payment equivalent to one (1) month from STII Employees Association amounting to ₱4,500.00.

**11.7 Other Payables** refer to deductions made from employees' salary for remittance to various payees ₱17,532.56.

STII has no pending lawsuits and there is no unbooked prior year obligation.

## 12 Accumulated Surplus/(Deficit)

Particulars	2023	2022 (Restated)
Beginning Balance	41,350,165.90	44,521,523.87
Changes in Accounting Policy	0.00	0.00
Prior Period Adjustments/Unrecorded Income and Expenses	0.00	(738,027.05)
Surplus/(Deficit) for the period	3,360,737.07	(2,741,933.13)
Adjustment of net revenue recognized directly in net assets/equity	(1,293,740.21)	(836,422.92)
Others	1,354,990.95	1,145,025.13
<b>Total</b>	<b>44,772,153.71</b>	<b>41,350,165.90</b>

Accumulated Surplus/(Deficit) account with a total balance of ₱44,772,153.71 consist of the cumulative results of normal and continuous operations of the agency and a current year balance amounting to ₱3,360,737.07 as of December 31, 2023 net of changes in net assets/equity for the calendar year amounting to (₱1,293,740.21).

## 13 Service, Business and Other Income

Account	2023	2022 (Restated)
<b>Service Income</b>		
Fines and Penalties	22,773.76	103,866.54
Other Service Income	121,548.90	69,169.73
Sub-total Service Income	<b>144,322.66</b>	<b>173,036.27</b>
<b>Business Income</b>		
Income from Printing and Publication	51,850.00	83,108.40
Rent/Lease Income	54,000.00	15,000.00
Interest Income	37.30	94.61

Account	2023	2022 (Restated)
Sub-total Business Income	105,887.30	98,203.01
<b>Total</b>	<b>250,209.96</b>	<b>271,239.28</b>

### 13.1 Service Income

Service income from regular operations is attributed to fines and penalties derived from delayed deliveries from suppliers amounting to ₱22,773.76 and other service income such as sale of bid documents amounting to ₱118,100.00 and proceeds from disposal of valueless records amounting to ₱3,448.90 as at the period ended December 31, 2023.

### 13.2 Business Income

Business Income comes from the Income from Printing of PJS, Rent/Lease Income and Interest Income.

**13.2.1 Income from Printing and Publication Account** amounting to ₱51,850.00 for 2023 is coming from the proceeds from sale of PJS for this year which is deposited in a government depository bank under a separate current account. Such income accumulated is used to defray the cost of preparing, printing and disseminating these journals. This will eventually be remitted to the BTr once all requisites in closing the AGDB accounts are done.

**13.2.2 Rent/Lease Income** amounting to ₱54,000.00 is generated from the management share of canteen rental. This is deposited in STII BTr account.

**13.2.3 Interest Income** amounting to ₱37.30 is the interest derived from the AGDB account where Income from PJS is deposited. This is remitted to the BTr per DOF Circular No. 01-2017.

### 13.3 Subsidy from National Government

NCAs received from the DBM for payment of expenses for operational requirements, Retirement and Life Insurance Premiums (RLIP), and other liabilities are as follows:

Particulars	2023
NCA (Modified Disbursement System (MDS) -Regular Fund)	124,997,838.80
Tax Remittance Advice (TRA) to BIR	5,963,754.96
Less: Reverted/unutilized FY 2023 NCA	13,333.02
<b>Subsidy from National Government as of December 31, 2022</b>	<b>130,948,260.74</b>

## 13.4 Shares, Grants and Donations

### 13.4.1 Donations in Cash

This includes revenue recognized from donated cash amounting to ₱698,000.00 for STARBOOKS deployment in 10 last mile schools in the country upon fulfilment of the condition as at the period ended December 31, 2023.

### 13.4.2 Donations in Kind

This includes donated properties amounting to ₱5,550,000.00 for three brand new Grand Staria and various office equipment amounting to ₱348,000.00 as at the period ended December 31, 2023.

## 13.5 Other Non-Operating Income

### 13.5.1 Gain on Sale of Unserviceable Property

This reflects disposal of unserviceable PPE per IIRUP through sale above carrying amount of ₱147,312.00 as at the period ended December 31, 2023.

### 13.5.2 Miscellaneous Income

This includes income not classified under Business and Service Income such as income realized from payment by an accountable officer due to loss assets amounting to ₱3,704.46.

## 13.6 Loss on Sale of Assets

This reflects disposal of unserviceable PPE per IIRUP through sale below the carrying amount of ₱53,099.07 and ₱166,623.17 as at the period ended December 31, 2023 and December 31, 2022, respectively.

## 14 Personnel Services

Account	2023	2022 (Restated)
Salaries and Wages	29,636,392.26	29,283,950.98
Other Compensation	16,752,462.63	17,559,000.70
Personnel Benefit Contributions	4,103,938.12	4,093,288.12
Other Personnel Benefits	5,699,215.19	2,318,447.92
<b>Total</b>	<b>56,192,008.20</b>	<b>53,254,687.72</b>

These are expenses incurred for payment of services rendered by STII employees occupying regular and casual/contractual plantilla positions. For the Regular Fund, total



Current Year amounts to ₱56,129,346.31 and none charged to Continuing Appropriations.

#### 14.1 Salaries and Wages

The salaries and wages for regular employees amounted to ₱27,982,936.76 and ₱27,176,156.92 for the period ended December 31, 2023 and December 31, 2022 respectively.

The salaries and wages for Casual/Contractual employees amounted to ₱1,653,455.50 and ₱2,107,794.06 for the period ended December 31, 2023 and December 31, 2022, respectively.

#### 14.2 Other Compensation

Account	2023	2022 (Restated)
Personal Economic Relief Allowance (PERA)	1,449,204.55	1,473,590.91
Representation Allowance (RA)	280,750.00	278,000.000
Transportation Allowance (TA)	175,000.00	162,500.00
Clothing/Uniform Allowance	330,000.00	378,000.00
Subsistence Allowance	1,413,699.50	1,602,937.75
Laundry Allowance	259,056.58	266,326.73
Honoraria	227,500.00	234,000.00
Hazard Pay	2,428,989.09	3,056,837.28
Longevity Pay	1,614,032.04	1,615,552.31
Overtime and Night Pay	67,552.32	73,115.22
Year End Bonus	2,540,662.30	2,499,915.70
Cash Gift	309,500.00	313,000.00
Other Bonuses and Allowances (includes Mid-year Bonus)	5,656,516.25	5,605,224.80
<b>Total</b>	<b>16,752,462.63</b>	<b>17,559,000.70</b>

These are allowances, benefits, incentives and bonuses granted to officials and employees of STII who are expressly authorized by law to receive such compensations. In addition, Hazard Pay, Longevity Pay, Subsistence Allowance and Laundry Allowance are Magna Carta Benefits for S&T Personnel pursuant to DBM-DOST Joint Circular No. 001 dated June 25, 2013 Series of 2013.

### 14.3 Personnel Benefit Contributions

These are the agency's share in premium contributions to the GSIS, HDMF, and PhilHealth.

Account	2023	2022 (Restated)
Retirement and Life Insurance Premiums	3,344,503.52	3,459,034.20
Pag-IBIG Contributions	71,500.00	73,000.00
PhilHealth Contributions	616,934.60	488,553.92
Employees Compensation Insurance Premiums	71,000.00	72,700.00
<b>Total</b>	<b>4,103,938.12</b>	<b>4,093,288.12</b>

### 14.4 Other Personnel Benefits

Terminal Leave Benefits (TLB) amounted to ₱1,570,196.89, and Other Personnel Benefits such as monetization of leave credits, loyalty pay, service recognition incentives, among others amounted to ₱4,129,018.30 as at the period ended December 31, 2023

Account	2023	2022 (Restated)
Terminal Leave Benefits	1,570,196.89	737,275.29
Other Personnel Benefits/Monetization of Leave Credits	4,129,018.30	1,581,172.63
<b>Total</b>	<b>5,699,215.19</b>	<b>2,318,447.92</b>

### 15 Maintenance and Other Operating Expenses (MOOE)

Account	2023	2022 (Restated)
Traveling Expenses	3,469,576.09	1,400,941.77
Training and Scholarship Expense	8,336,317.82	1,281,245.07
Supplies and Materials Expenses	6,090,241.07	5,689,857.59
Utility Expenses	3,307,653.10	3,568,406.99
Communication Expenses	736,293.09	793,584.53
Awards/Rewards Expenses	62,000.00	52,000.00
Confidential, Intelligence and Extraordinary Expenses	135,600.00	135,600.00
Professional Services	13,628,995.66	4,924,691.41

Account	2023	2022 (Restated)
General Services	2,960,940.08	2,753,236.13
Repairs and Maintenance	655,255.83	2,347,795.81
Taxes, Insurance Premiums and Other Fees	207,538.85	270,094.98
Labor and Wages	14,210,797.97	10,538,286.74
Other Maintenance and Operating Expenses	17,550,035.53	19,007,474.41
<b>Total</b>	<b>71,351,245.09</b>	<b>52,763,215.43</b>

The total MOOE recorded in the books of accounts are the cost frequently incurred by the agency in its operation. For Regular Fund, total current year MOOE and continuing appropriations MOOE amounts to ₱57,660,094.55 and ₱1,802,185.89, respectively.

## 15.1 Traveling Expenses

### 15.1.1 Traveling Expenses - Local

The total traveling expenses - local of the agency amounted to ₱3,360,785.93 and ₱1,400,941.77 as at the period ended December 31, 2023 and December 31, 2022 respectively.

The increase in the figure is caused by the frequent STARBOOKS Deployment, DOSTv shoots for ExperTalk and Balitang RapiDOST, intensified nationwide Science Journo Ako (SJA) campaigns, celebration of NSTW 2023 in Iloilo and various RSTW coverages.

### 15.1.2 Traveling Expenses - Foreign

The total traveling expenses - foreign of the agency amounted to ₱108,790.16 as at the period ended December 31, 2023 incurred during Director Burgos' official travel to India. No foreign travel expenses incurred in 2022.

## 15.2 Training and Scholarship Expenses

The total training expenses of the agency amounted to ₱8,336,317.82 and ₱1,281,245.07 as at the period ended December 31, 2023 and December 31, 2022, respectively. It includes training fees, honoraria of lecturers, professional fee of resource speakers, cost of handouts, supplies, materials, meals, snacks, venues, and all other training-related expenses. It also includes all training expenses incurred related to one of its mandate, which is to undertake training of science, technology and innovation.

### 15.3 Supplies and Materials Expenses

Account	2023	2022 (Restated)
Office Supplies Expenses	205,060.00	451,373.75
Accountable Forms Expenses	500.00	1,600.00
Fuel, Oil and Lubricants Expenses	662,439.27	524,678.53
Other Supplies and Materials Expenses	3,598,057.80	2,714,202.86
Semi-Expendable Machinery and Equipment Expenses	1,224,078.00	972,965.71
Semi-Expendable Furniture, Fixtures and Books Expenses	400,106.00	1,025,036.74
<b>Total</b>	<b>6,090,241.07</b>	<b>5,689,857.59</b>

### 15.4 Utility Expenses

Account	2023	2022 (Restated)
Water Expenses	97,537.62	467,901.80
Electricity Expenses	3,210,115.48	3,100,505.19
<b>Total</b>	<b>3,307,653.10</b>	<b>3,568,406.99</b>

### 15.5 Communication Expenses

Account	2023	2022 (Restated)
Postage and Courier Services	457,917.49	520,666.31
Telephone Expenses	170,735.60	164,918.22
Internet Subscription Expenses	108,000.00	108,000.00
<b>Total</b>	<b>736,293.09</b>	<b>793,584.53</b>

### 15.6 Awards/Rewards Expenses

The total awards/rewards expenses was paid to STII PRAISE award winners per CSC approved PRAISE Guidelines - DOST-STII Office Order No. 2022-001 amounting to ₱62,000.00 and ₱52,000.00 as at the period ended December 31, 2023 and December 31, 2022, respectively.

### 15.7 Confidential, Intelligence and Extraordinary Expenses

The total extraordinary and miscellaneous expenses paid amounted to ₱135,600.00 for both periods ending December 31, 2023 and December 31, 2022.

## 15.8 Professional Services

Account	2023	2022 (Restated)
Legal Services	326,800.00	285,100.00
Consultancy Services	758,011.80	310,000.00
Other Professional Services	12,544,183.86	4,329,591.41
<b>Total</b>	<b>13,628,995.66</b>	<b>4,924,691.41</b>

The increase in Other Professional Services is brought by the increase in the production of Siyensikat Magazine Show, S&T Awareness Survey and engagement of Media Monitoring Services among others.

## 15.9 General Services

Account	2023	2022 (Restated)
Janitorial Services	1,384,123.77	1,131,309.39
Security Services	1,576,816.31	1,621,926.74
<b>Total</b>	<b>2,960,940.08</b>	<b>2,753,236.13</b>

## 15.10 Repairs and Maintenance

Account	2023	2022 (Restated)
Repairs and Maintenance – Building and Other Structures	162,052.04	1,990,171.69
Repairs and Maintenance – Machinery and Equipment	228,471.01	73,830.00
Repairs and Maintenance – Transportation Equipment	233,755.72	265,584.12
Repairs and Maintenance – Semi- Expandable Machinery and Equipment	30,977.06	18,210.00
<b>Total</b>	<b>655,255.83</b>	<b>2,347,795.81</b>

## 15.11 Taxes, Insurance Premiums and Other Fees

Account	2023	2022 (Restated)
Taxes, Duties and Licenses	4,736.51	24,605.60
Fidelity Bond Premiums	65,343.79	59,013.42
Insurance Expenses	137,458.55	186,475.96
<b>Total</b>	<b>207,538.85</b>	<b>270,094.98</b>

## 15.12 Labor and Wages

The total labor and wages paid to individuals hired under Contract of Service (COS) amounted to ₱14,210,797.97 and ₱10,538,286.74 as at the period ended December 31, 2023 and December 31, 2022, respectively.

For CY 2023, STII is still directly hiring COS through individual contracts per DBM-COA Joint Circular No. 2 series of 2022 which allows this mode of hiring until 31 December 2024.

## 15.13 Other Maintenance and Operating Expenses

Account	2023	2022 (Restated)
Advertising, Promotional and Marketing Expense	9,366,212.00	8,355,763.51
Printing and Publication Expenses	1,687,667.00	1,844,855.00
Representation Expenses	2,383,152.50	4,206,646.68
Transportation and Delivery Expenses	19,916.00	19,673.00
Rent/Lease Expenses	277,451.43	463,556.66
Subscription Expenses	2,998,980.60	3,348,424.64
Other Maintenance and Operating Expenses	816,656.00	768,554.92
<b>Total</b>	<b>17,550,035.53</b>	<b>19,007,474.41</b>

## 16 Non-Cash Expenses

Non-Cash Expenses amounting to ₱6,988,397.73 and ₱7,639,179.03 for the period ended December 31, 2023 and December 31, 2022, respectively.

### 16.1 Depreciation

Depreciation Expenses for December 2023 pertains to depreciation of PPE acquired as of December 31, 2023 with acquisition cost amounting to ₱50,000.00 and above pursuant to COA Circular No. 2022-04. Details as follows:

Account	2023	2022 (Restated)
Depreciation – Building and Other Structures	1,544,279.56	1,555,486.28
Depreciation – Machinery and Equipment	4,037,719.10	4,438,835.79
Depreciation – Transportation Equipment	955,797.90	699,259.41
Depreciation – Furniture, Fixtures and Books	236,696.17	500,859.72

Account	2023	2022 (Restated)
<b>Total</b>	<b>6,774,462.73</b>	<b>7,194,441.20</b>

## 16.2 Amortization

Amortization – Intangible Asset account pertains to current year amortization of Computer Software. The total amortization expenses of the agency amounted to ₱213,935.00 and ₱441,050.33. for the period ended December 31, 2023 and December 31, 2022, respectively.

## 17 Receipt of NCA for Trust and Inter-Agency Fund Transfer

NCA Number	Project Titles	2023
NCA-BMB-F-23-0001232	ASeLS-Augmenting and Strengthening the eLibrary Services in the Regional R&D Consortia Base Agencies	4,999,672.00
	Development and Deployment of STARBOOKS Nature to Promote Wildlife Preservation, Environmental Education, and Ecotourism in Protected Areas in Negros Oriental (Phase 1) and	1,461,696.00
	STARBOOKS Deployment in Last 10 Mile Schools-BPI Foundation Inc. Sponsorship" .	700,000.00
NCA-BMB-F-23-0010069	Science Pinas: Communicating DOST Impact Through Broadcast Program	3,704,491.00
NCA-BMB-F-23-0014606	National Youth Science, Technology and Innovation Festival	1,400,000.00
NCA-BMB-F-23-0015229	Performance Bond - TripplesPH - Social Media Integration and Search Engine Optimization	130,250.00
NCA-BMB-F-23-0008279	Performance Bond - Social Weather Station - Commissioning Conduct of DOST S&T Awareness Survey	50,000.00
<b>Total</b>		<b>12,446,109.00</b>

## 17.1 Receipt of Inter-Agency Fund Transfer

Project Titles	2023
Science Pinas: Communicating DOST Impact Through Broadcast Program	15,362,164.00
National Youth Science, Technology and Innovation Festival (NYSTIF) 2023 Promotions Campaign	1,400,000.00
<b>Total</b>	<b>16,762,164.00</b>

## 18 Related Party Transactions

### 18.1 Key Management Personnel

The key management personnel of the Science and Technology Information Institute are the members of the executive committee. The executive committee consists of the Agency's Division Chiefs (including the Officer-In-Charge of CRPD) and the Head of the Agency.

### 18.2 Key Management Personnel Compensation

The aggregate remuneration of members of the executive committee and the number of members determined on a full-time equivalent basis receiving remuneration within this category, are

Particulars	No. of personnel receiving remuneration	Aggregate Remuneration As of December 31, 2023
Salaries and Wages	4	4,616,481.92
Allowances and Other Benefits	4	2,843,737.11
Discretionary Allowance and/or Extraordinary and Misc. Expenses	1	135,600.00
<b>Total</b>		<b>7,350,485.19</b>

## 19 Budget Information

Allotment Class	Amount	Obligations Incurred	Balance
<b>Current Year Appropriations</b>			
PS	59,388,834.00	56,255,585.60	3,133,248.40
MOOE	64,253,000.00	63,638,252.15	614,747.85
CO	9,870,000.00	9,055,649.14	814,350.86
<b>Subtotal</b>	<b>133,511,834.00</b>	<b>128,949,486.89</b>	<b>4,562,347.11</b>
<b>Continuing Appropriations</b>			
PS	0.00	0.00	0.00
MOOE	1,906,685.89	1,906,685.89	0.00
CO	6,960.47	0.00	6,960.47
<b>Subtotal</b>	<b>1,913,646.36</b>	<b>1,913,646.36</b>	<b>0.00</b>



Allotment Class	Amount	Obligations Incurred	Balance
<b>Total</b>	<b>135,425,480.36</b>	<b>130,856,172.78</b>	<b>4,569,307.58</b>

The unobligated PS amounting to ₱3,133,248.40 savings from unfilled position of the Chief Science Research Specialist amounting to ₱1,586,091.36, ₱55,822.27 savings from the casual/contractual personnel under DOSTv, balance from Magna Carta Benefits in the amount of ₱1,366,308.08, from the RLIP ₱125,025.88, from the Miscellaneous Personnel Benefits Fund (MPBF) ₱0.20 released for FY 2021 Performance-Based Bonus (PBB) and ₱0.04 for Monetization and ₱0.57 from the Pension and Gratuity fund released for Terminal Leave Benefits.

For MOOE, the unobligated amount of ₱614,747.85 represents other professional services due to failure of bidding of the AV Archive System project.

For CO, the unobligated amount of ₱814,350.86 represents the savings from the procurement of various communication equipment in the amount of ₱179,222.24 and from infrastructure project amounting to ₱635,128.62.

For continuing appropriations under CO, ₱6,960.47 was not obligated since it did not reached the ₱50,000.00 procurement threshold.

#### **Adoption of Enhanced Electronic National Government Accounting System (eNGAS) Version 2.1.0**

The agency adopted the Enhanced eNGAS version 2.0.0 last June 2015. Accumulated balances as of May 31, 2015 were used as the beginning balances during the setting-up of accounts. Starting 2017, the agency already adopted the eNGAS version 2.1.0.

Certified Correct by:

**MA. AURORA FE L. DAYANGCO**  
Accountant III  
License No. 134293

Noted by:

**ARLENE E. CENTENO**  
FAD Chief