




Republic of the Philippines
DEPARTMENT OF SCIENCE AND TECHNOLOGY
SCIENCE AND TECHNOLOGY INFORMATION INSTITUTE



ISO 9001:2015
 Certificate No. 50500772 QM15

30 March 2023

MARTHA ROXANA C. SESE
 Assistant Commissioner
 National Government Audit Sector
 COMMISSION ON AUDIT
 Diliman, Quezon City



Attention: **JOYCELYN R. RAMOS**
 Director IV- NG Cluster 6

Dear **Asst. Commissioner Sese**:

In compliance with the Government Accounting Manual Vol. I, we are pleased to submit the Financial Reports of **SCIENCE AND TECHNOLOGY INFORMATION INSTITUTE (STII)** as of and for the period ended 31 December 2022 with *Restated* Financial Statements FY 2021, to wit:

1. Statement of Management Responsibility;
2. Pre-Closing and Post-Closing Trial Balance as of 31 December 2022;
3. *Restated* Pre-Closing and Post-Closing Trial Balance as of 31 December 2021;
4. Detailed and Condensed Statement of Financial Performance for the period ended 31 December 2022;
5. Detailed and Condensed Statement of Financial Position as of 31 December 2022;
6. Statement of Changes in Net Assets/Equity as of 31 December 2022;
7. Statement of Cash Flows for the period ended 31 December 2022;
8. Statement of Comparison of Budget and Actual Amount for the period ended 31 December 2022; and
9. Notes to Financial Statements.

We hope you find the documents in order.

Thank you.

Very truly yours,

RICHARD P. BURGOS
 Director



Republic of the Philippines
DEPARTMENT OF SCIENCE AND TECHNOLOGY
SCIENCE AND TECHNOLOGY INFORMATION INSTITUTE



ISO 9001:2015
Certificate No. 0500772 QM15

08 February 2023

MS. REINA B. DELOS SANTOS

State Auditor III
Audit Team Leader, STII
STII Bldg., DOST Complex
Bicutan, Taguig City

Dear Auditor Delos Santos:

In compliance with the Government Accounting Manual Vol. I, we are pleased to submit the Financial Reports of **SCIENCE AND TECHNOLOGY INFORMATION INSTITUTE (STII)** as of and for the period ended 31 December 2022 with *Restated* Financial Statements FY 2021, to wit:

1. Statement of Management Responsibility;
2. Pre-Closing and Post-Closing Trial Balance as of 31 December 2022;
3. *Restated* Pre-Closing and Post-Closing Trial Balance as of 31 December 2021;
4. Detailed and Condensed Statement of Financial Performance for the period ended 31 December 2022;
5. Detailed and Condensed Statement of Financial Position as of 31 December 2022;
6. Statement of Changes in Net Assets/Equity as of 31 December 2022;
7. Statement of Cash Flows for the period ended 31 December 2022;
8. Statement of Comparison of Budget and Actual Amount for the period ended 31 December 2022; and
9. Notes to Financial Statements.

We hope you find the documents in order.

Thank you.

Very truly yours,

RICHARD P. BURGOS
Director





Republic of the Philippines
DEPARTMENT OF SCIENCE AND TECHNOLOGY
SCIENCE AND TECHNOLOGY INFORMATION INSTITUTE



ISO 9001:2015
Certificate No. 50500772 QM15

Financial Statements and Accompanying Notes to Financial Statements

**for the year ended and as of
December 31, 2022**

***with Restated Financial Statement
for CY 2021***



STATEMENT OF MANAGEMENT'S RESPONSIBILITY FOR FINANCIAL STATEMENTS

The management of **SCIENCE AND TECHNOLOGY INFORMATION INSTITUTE (STII)** is responsible for all information and representations contained in the accompanying Statement of Financial Position as of **31 December 2022** and the related Statement of Financial Performance, Statement of Cash Flows, Statement of Comparison of Budget and Actual Amounts, Statement of Changes in Net Assets/Equity and the Notes to Financial Statements for the period then ended. The financial statements have been prepared in conformity with the International Public Sector Accounting Standards and generally accepted state accounting principles, and reflect amounts that are based on the best estimates and informed judgment of management with an appropriate consideration to materiality.

In this regard, management maintains a system of accounting and reporting which provides for the necessary internal controls to ensure that transactions are properly authorized and recorded, assets are safeguarded against unauthorized use or disposition and liabilities are recognized.

ARLENE E. CENTENO
Chief, Finance and Administrative Division

08 February 2023
Date Signed

RICHARD P. BURGOS
Director

08 February 2023
Date Signed




Science and Technology Information Institute
Restated PRE-CLOSING TRIAL BALANCE
As of December 31, 2022

Account	Account Code	Debit	Credit
Petty Cash	10101020	50,356.15	
Cash in Bank - Local Currency, Current Account	10102020	296,402.00	
Cash - Treasury/Agency Deposit, Regular	10104010	836,422.92	
Cash - Treasury/Agency Deposit, Trust	10104030	10,000,765.43	
Due from National Government Agencies	10303010	1,471,540.97	
Receivables- Disallowances/Charges	10399010	98,622.57	
Other Receivables	10399990	3,510.00	
Other Supplies and Materials Inventory	10404990	554,229.70	
Buildings	10604010	38,793,911.19	
Accumulated Depreciation - Buildings	10604011		15,642,577.12
Other Structures	10604990	94,080.00	
Accumulated Depreciation - Other Structures	10604991		1,489.60
Office Equipment	10605020	3,849,359.88	
Accumulated Depreciation - Office Equipment	10605021		2,451,773.02
Information and Communication Technology Equipment	10605030	20,971,046.26	
Accumulated Depreciation - Information and Communication Technology Equipment	10605031		11,977,605.48
Communication Equipment	10605070	7,273,104.49	
Accumulated Depreciation - Communication Equipment	10605071		4,557,306.61
Printing Equipment	10605120	170,000.00	
Accumulated Depreciation - Printing Equipment	10605121		161,500.00
Technical and Scientific Equipment	10605140	2,352,104.97	
Accumulated Depreciation - Technical and Scientific Equipment	10605141		2,234,499.74
Other Equipment	10605990	1,129,988.00	
Accumulated Depreciation - Other Equipment	10605991		232,589.26
Motor Vehicles	10606010	9,924,500.00	
Accumulated Depreciation - Motor Vehicles	10606011		3,922,120.27
Other Transportation Equipment	10606990	71,500.00	
Accumulated Depreciation - Other Transportation Equipment	10606991		67,925.00
Furniture and Fixtures	10607010	2,887,625.96	
Accumulated Depreciation - Furniture and Fixtures	10607011		2,197,503.92
Books	10607020	225,200.00	
Accumulated Depreciation - Books	10607021		213,940.00
Computer Software	10801020	1,855,519.09	
Accumulated Amortization - Computer Software	10801021		1,399,594.09
Other Intangible Assets	10801990	835,707.86	
Prepaid Registration	19902030	2,584.50	
Prepaid Insurance	19902050	42,027.61	
Other Prepayments	19902990	344,682.83	
Guaranty Deposits	19903020	15,567.00	


Other Assets	19999990	742,556.58	
Accounts Payable	20101010		4,588,219.14
Due to Officers and Employees	20101020		47,741.42
Due to BIR	20201010		394,038.11
Due to PhilHealth	20201040		81,158.57
Due to NGAs	20201050		11,463,616.18
Guaranty/Security Deposits Payable	20401040		313,570.00
Other Unearned Revenue	20502990		2,000.00
Other Payables	29999990		17,532.56
Accumulated Surplus/(Deficit)	30101010		44,881,842.97
Fines and Penalties - Service Income	40201140		103,866.54
Other Service Income	40201990		69,169.73
Rent/Lease Income	40202050		15,000.00
Income from Printing and Publication	40202150		83,108.40
Interest Income	40202210		94.61
Subsidy from National Government	40301010		110,804,311.69
Miscellaneous Income	40699990		6,221.25
Salaries and Wages - Regular	50101010	27,176,156.92	
Salaries and Wages - Casual/Contractual	50101020	2,107,794.06	
Personal Economic Relief Allowance (PERA)	50102010	1,473,590.91	
Representation Allowance (RA)	50102020	278,000.00	
Transportation Allowance (TA)	50102030	162,500.00	
Clothing/Uniform Allowance	50102040	378,000.00	
Subsistence Allowance	50102050	1,602,937.75	
Laundry Allowance	50102060	266,326.73	
Honoraria	50102100	234,000.00	
Hazard Pay	50102110	3,056,837.28	
Longevity Pay	50102120	1,615,552.31	
Overtime and Night Pay	50102130	73,115.22	
Year End Bonus	50102140	2,499,915.70	
Cash Gift	50102150	313,000.00	
Other Bonuses and Allowances	50102990	5,605,224.80	
Retirement and Life Insurance Premiums	50103010	3,459,034.20	
Pag-IBIG Contributions	50103020	73,000.00	
PhilHealth Contributions	50103030	488,553.92	
Employees Compensation Insurance Premiums	50103040	72,700.00	
Terminal Leave Benefits	50104030	737,275.29	
Other Personnel Benefits	50104990	1,581,172.63	
Traveling Expenses - Local	50201010	1,400,941.77	
Training Expenses	50202010	55,275.00	
Office Supplies Expenses	50203010	451,373.75	
Accountable Forms Expenses	50203020	1,600.00	
Fuel, Oil and Lubricants Expenses	50203090	524,678.53	
Semi-Expendable Machinery and Equipment Expenses	50203210	972,965.71	
Semi-Expendable Furniture, Fixtures and Books Expenses	50203220	1,025,036.74	
Other Supplies and Materials Expenses	50203990	2,714,202.86	
Water Expenses	50204010	467,901.80	

Electricity Expenses	50204020	3,100,505.19	
Postage and Courier Services	50205010	520,666.31	
Telephone Expenses	50205020	164,918.22	
Internet Subscription Expenses	50205030	108,000.00	
Awards/Rewards Expenses	50206010	52,000.00	
Extraordinary and Miscellaneous Expenses	50210030	135,600.00	
Legal Services	50211010	285,100.00	
Consultancy Services	50211030	310,000.00	
Other Professional Services	50211990	3,689,591.41	
Janitorial Services	50212020	1,131,309.39	
Security Services	50212030	1,491,392.77	
Repairs and Maintenance - Buildings and Other Structures	50213040	1,990,171.69	
Repairs and Maintenance - Machinery and Equipment	50213050	73,830.00	
Repairs and Maintenance - Transportation Equipment	50213060	265,584.12	
Repairs and Maintenance - Semi-Expendable Machinery and Equipment	50213210	18,210.00	
Taxes, Duties and Licenses	50215010	24,605.60	
Fidelity Bond Premiums	50215020	59,013.42	
Insurance Expenses	50215030	186,475.96	
Labor and Wages	50216010	10,538,614.68	
Advertising, Promotional and Marketing Expense	50299010	8,355,763.51	
Printing and Publication Expenses	50299020	1,830,355.00	
Representation Expenses	50299030	5,432,616.75	
Transportation and Delivery Expenses	50299040	19,673.00	
Rent/Lease Expenses	50299050	463,556.66	
Subscription Expenses	50299070	3,348,424.64	
Other Maintenance and Operating Expenses	50299990	768,554.92	
Depreciation - Buildings and Other Structures	50501040	1,555,486.28	
Depreciation - Machinery and Equipment	50501050	4,438,835.79	
Depreciation - Transportation Equipment	50501060	699,259.41	
Depreciation - Furniture, Fixtures and Books	50501070	500,859.72	
Amortization - Intangible Assets	50502010	441,050.33	
Loss on Sale of Assets	50504080	166,623.17	
Loss of Assets	50504090	3,687.50	
TOTAL		217,931,915.28	217,931,915.28

Prepared by:


MA. AURORA FE L. DAYANGCO
 Accountant III

Noted by:


ARLENE E. CENTENO
 FAD Chief

CUSTODIAL FUNDS - TRUST RECEIPTS - INTER-AGENCY TRANSFERRED FUND (IATF)
 GENERAL FUND - AUTOMATIC APPROPRIATIONS - RETIREMENT AND LIFE INSURANCE PREMIUMS

GENERAL FUND - CONTINUING APPROPRIATIONS - OPEC FUND FOR INTERNATIONAL DEVELOPMENT (OFID)
GENERAL FUND - NEW GENERAL APPROPRIATIONS - MISCELLANEOUS PERSONNEL BENEFITS FUND
GENERAL FUND - NEW GENERAL APPROPRIATIONS - PENSION AND GRATUITY FUND
GENERAL FUND - NEW GENERAL APPROPRIATIONS - SPECIFIC BUDGETS OF NATIONAL GOVERNMENT AGENCIES
OFF-BUDGETARY FUNDS - REVOLVING FUNDS - COMMISSION ON AUDIT REVOLVING FUND - FEES FROM
DORMITORIES, TRAININGS AND SEMINARS



Science and Technology Information Institute
Restated Post-CLOSING TRIAL BALANCE
As of December 31, 2022

Account	Account Code	Debit	Credit
Petty Cash	10101020	50,356.15	
Cash in Bank - Local Currency, Current Account	10102020	296,402.00	
Cash - Treasury/Agency Deposit, Trust	10104030	10,000,765.43	
Due from National Government Agencies	10303010	1,471,540.97	
Receivables- Disallowances/Charges	10399010	98,622.57	
Other Receivables	10399990	3,510.00	
Other Supplies and Materials Inventory	10404990	554,229.70	
Buildings	10604010	38,793,911.19	
Accumulated Depreciation - Buildings	10604011		15,642,577.12
Other Structures	10604990	94,080.00	
Accumulated Depreciation - Other Structures	10604991		1,489.60
Office Equipment	10605020	3,849,359.88	
Accumulated Depreciation - Office Equipment	10605021		2,451,773.02
Information and Communication Technology Equipment	10605030	20,971,046.26	
Accumulated Depreciation - Information and Communication Technology Equipment	10605031		11,977,605.48
Communication Equipment	10605070	7,273,104.49	
Accumulated Depreciation - Communication Equipment	10605071		4,557,306.61
Printing Equipment	10605120	170,000.00	
Accumulated Depreciation - Printing Equipment	10605121		161,500.00
Technical and Scientific Equipment	10605140	2,352,104.97	
Accumulated Depreciation - Technical and Scientific Equipment	10605141		2,234,499.74
Other Equipment	10605990	1,129,988.00	
Accumulated Depreciation - Other Equipment	10605991		232,589.26
Motor Vehicles	10606010	9,924,500.00	
Accumulated Depreciation - Motor Vehicles	10606011		3,922,120.27
Other Transportation Equipment	10606990	71,500.00	
Accumulated Depreciation - Other Transportation Equipment	10606991		67,925.00
Furniture and Fixtures	10607010	2,887,625.96	
Accumulated Depreciation - Furniture and Fixtures	10607011		2,197,503.92
Books	10607020	225,200.00	
Accumulated Depreciation - Books	10607021		213,940.00
Computer Software	10801020	1,855,519.09	
Accumulated Amortization - Computer Software	10801021		1,399,594.09
Other Intangible Assets	10801990	835,707.86	
Prepaid Registration	19902030	2,584.50	
Prepaid Insurance	19902050	42,027.61	
Other Prepayments	19902990	344,682.83	
Guaranty Deposits	19903020	15,567.00	
Other Assets	19999990	742,556.58	
Accounts Payable	20101010		4,588,219.14
Due to Officers and Employees	20101020		47,741.42
Due to BIR	20201010		394,038.11
Due to PhilHealth	20201040		81,158.57

Account	Account Code	Debit	Credit
Due to NGAs	20201050		11,463,616.18
Guaranty/Security Deposits Payable	20401040		313,570.00
Other Unearned Revenue	20502990		2,000.00
Other Payables	29999990		17,532.56
Accumulated Surplus/(Deficit)	30101010		42,088,192.95
TOTAL		104,056,493.04	104,056,493.04

Prepared by:

MA. AURORA F. L. DAYANGCO

Accountant III

Noted by:

ARLENE E. CENTENO

FAD Chief

CUSTODIAL FUNDS - TRUST RECEIPTS - INTER-AGENCY TRANSFERRED FUND (IATF)
~~GENERAL FUND - AUTOMATIC APPROPRIATIONS - RETIREMENT AND LIFE INSURANCE PREMIUMS~~
GENERAL FUND - CONTINUING APPROPRIATIONS - OPEC FUND FOR INTERNATIONAL DEVELOPMENT (OFID)
GENERAL FUND - NEW GENERAL APPROPRIATIONS - MISCELLANEOUS PERSONNEL BENEFITS FUND
GENERAL FUND - NEW GENERAL APPROPRIATIONS - PENSION AND GRATUITY FUND
GENERAL FUND - NEW GENERAL APPROPRIATIONS - SPECIFIC BUDGETS OF NATIONAL GOVERNMENT AGENCY
OFF-BUDGETARY FUNDS - REVOLVING FUNDS - COMMISSION ON AUDIT REVOLVING FUND - FEES FROM
DORMITORIES, TRAININGS AND SEMINARS



Science and Technology Information Institute
Restated PRE-CLOSING TRIAL BALANCE
As of December 31, 2021

Account	Account Code	Debit	Credit
Petty Cash	10101020	42,938.46	
Cash in Bank - Local Currency, Current Account	10102020	246,977.58	
Cash - Treasury/Agency Deposit, Regular	10104010	410,598.43	
Cash - Treasury/Agency Deposit, Trust	10104030	10,789,354.12	
Due from National Government Agencies	10303010	1,471,540.97	
Receivables - Disallowances/Charges	10305010	108,968.21	
Other Receivables	10305990	145,796.62	
Other Supplies and Materials Inventory	10404990	193,790.20	
Buildings	10604010	38,944,418.40	
Accumulated Depreciation - Buildings	10604011		14,320,688.20
Office Equipment	10605020	4,172,665.40	
Accumulated Depreciation - Office Equipment	10605021		2,277,724.20
Information and Communication Technology Equipment	10605030	28,128,843.58	
Accumulated Depreciation - Information and Communication Technology Equipment	10605031		14,846,878.10
Communication Equipment	10605070	7,873,628.29	
Accumulated Depreciation - Communication Equipment	10605071		3,550,541.61
Printing Equipment	10605120	170,000.00	
Accumulated Depreciation - Printing Equipment	10605121		161,500.00
Technical and Scientific Equipment	10605140	3,064,627.13	
Accumulated Depreciation - Technical and Scientific Equipment	10605141		2,751,840.53
Other Machinery and Equipment	10605990	1,129,988.00	
Accumulated Depreciation - Other Machinery and Equipment	10605991		125,240.34
Motor Vehicles	10606010	7,494,250.00	
Accumulated Depreciation - Motor Vehicles	10606011		3,228,917.14
Other Transportation Equipment	10606990	71,500.00	
Accumulated Depreciation - Other Transportation Equipment	10606991		67,925.00
Furniture and Fixtures	10607010	3,890,824.80	
Accumulated Depreciation - Furniture and Fixtures	10607011		2,411,449.95
Books	10607020	402,478.61	
Accumulated Depreciation - Books	10607021		382,354.68
Other Property, Plant and Equipment	10698990	15,000.00	
Accumulated Depreciation - Other Property, Plant and Equipment	10698991		14,250.00
Computer Software	10801020	1,855,519.09	
Accumulated Amortization - Computer Software	10801021		958,543.76
Other Intangible Assets	10801980	835,707.86	
Advances to Special Disbursing Officer	19901030	3,133.62	
Prepaid Registration	19902030	20,426.04	
Prepaid Insurance	19902050	103,841.26	
Other Prepayments	19902990	329,435.33	
Guaranty Deposits	19903020	15,567.00	
Other Assets	19999990	964,179.75	
Accounts Payable	20101010		7,516,829.26
Due to Officers and Employees	20101020		48,101.42
Due to BIR	20201010		1,113,855.90



Science and Technology Information Institute
Restated PRE-CLOSING TRIAL BALANCE
As of December 31, 2021

Account	Account Code	Debit	Credit
Due to NGAs	20201050		10,255,769.60
Trust Liabilities	20401010		21,173.00
Other Payables	29999990		56,133.23
Accumulated Surplus/(Deficit)	30101010		47,460,982.35
Fines and Penalties - Service Income	40201140		46,847.43
Other Service Income	40201990		44,695.39
Rent/Lease Income	40202050		22,750.00
Income from Printing and Publication	40202150		41,650.25
Interest Income	40202210		50.25
Subsidy from National Government	40301010		112,120,009.82
Income from Grants and Donations in Kind	40402020		4,215,186.33
Miscellaneous Income	40609990		454.10
Salaries and Wages - Regular	50101010	27,154,906.68	
Salaries and Wages - Casual/Contractual	50101020	1,548,938.00	
Personal Economic Relief Allowance (PERA)	50102010	1,466,931.79	
Representation Allowance (RA)	50102020	269,000.00	
Transportation Allowance (TA)	50102030	117,500.00	
Clothing/Uniform Allowance	50102040	372,000.00	
Subsistence Allowance	50102050	1,026,142.00	
Laundry Allowance	50102060	161,448.18	
Honoraria	50102100	255,250.00	
Hazard Pay	50102110	3,343,955.60	
Longevity Pay	50102120	1,517,754.32	
Overtime and Night Pay	50102130	33,878.26	
Year End Bonus	50102140	2,391,343.15	
Cash Gift	50102150	309,000.00	
Other Bonuses and Allowances	50102990	5,165,812.00	
Retirement and Life Insurance Premiums	50103010	3,433,665.00	
Pag-IBIG Contributions	50103020	73,500.00	
PhilHealth Contributions	50103030	392,743.99	
Employees Compensation Insurance Premiums	50103040	73,400.00	
Terminal Leave Benefits	50104030	443,128.06	
Other Personnel Benefits	50104990	1,746,075.89	
Traveling Expenses - Local	50201010	133,653.00	
Training Expenses	50202010	75,850.00	
Office Supplies Expenses	50203010	514,902.28	
Accountable Forms Expenses	50203020	3,100.00	
Fuel, Oil and Lubricants Expenses	50203090	207,885.75	
Semi-Expendable Machinery and Equipment Expenses	50203210	889,079.40	
Semi-Expendable Furniture, Fixtures and Books Expenses	50203220	1,119,357.03	
Other Supplies and Materials Expenses	50203990	1,548,451.74	
Water Expenses	50204010	213,266.12	
Electricity Expenses	50204020	2,335,758.52	
Postage and Courier Services	50205010	657,585.56	
Telephone Expenses	50205020	263,888.69	
Internet Subscription Expenses	50205030	206,600.00	
Awards/Rewards Expenses	50206010	30,000.00	
Extraordinary and Miscellaneous Expenses	50210030	135,600.00	
Legal Services	50211010	287,000.00	
Consultancy Services	50211030	1,623,560.00	




Science and Technology Information Institute
Restated PRE-CLOSING TRIAL BALANCE
As of December 31, 2021

Account	Account Code	Debit	Credit
Other Professional Services	50211990	12,260,524.72	
Janitorial Services	50212020	1,242,534.46	
Security Services	50212030	1,670,868.13	
Repairs and Maintenance - Buildings and Other Structures	50213040	1,490,713.79	
Repairs and Maintenance - Machinery and Equipment	50213050	89,644.62	
Repairs and Maintenance - Transportation Equipment	50213060	254,310.26	
Repairs and Maintenance - Semi-Expendable Machinery and Equipment	50213210	6,115.38	
Taxes, Duties and Licenses	50215010	9,045.75	
Fidelity Bond Premiums	50215020	61,973.09	
Insurance Expenses	50215030	62,089.92	
Labor and Wages	50216010	10,543,449.52	
Advertising Expenses	50299010	10,140,612.19	
Printing and Publication Expenses	50299020	3,048,554.25	
Representation Expenses	50299030	1,164,434.54	
Transportation and Delivery Expenses	50299040	49,286.00	
Rent/Lease Expenses	50299050	271,407.09	
Subscription Expenses	50299070	3,001,624.50	
Other Maintenance and Operating Expenses	50299990	859,314.20	
Depreciation - Buildings and Other Structures	50501040	1,586,675.92	
Depreciation - Machinery and Equipment	50501050	4,773,211.23	
Depreciation - Transportation Equipment	50501060	149,302.70	
Depreciation - Furniture, Fixtures and Books	50501070	512,498.82	
Amortization - Intangible Assets	50502010	299,588.00	
Loss of Assets	50504090	76,653.00	
TOTAL		228,062,341.84	228,062,341.84

Prepared by:


MA. AURORA FE L. DAYANGCO
Accountant III

Noted by:


ARLENE E. CENTENO
FAD Chief

CUSTODIAL FUNDS - TRUST RECEIPTS - INTER-AGENCY TRANSFERRED FUND (IATF)
GENERAL FUND - AUTOMATIC APPROPRIATIONS - RETIREMENT AND LIFE INSURANCE PREMIUMS
GENERAL FUND - CONTINUING APPROPRIATIONS - OPEC FUND FOR INTERNATIONAL DEVELOPMENT (OFID)
GENERAL FUND - NEW GENERAL APPROPRIATIONS - MISCELLANEOUS PERSONNEL BENEFITS FUND
GENERAL FUND - NEW GENERAL APPROPRIATIONS - PENSION AND GRATUITY FUND
GENERAL FUND - NEW GENERAL APPROPRIATIONS - SPECIFIC BUDGETS OF NATIONAL GOVERNMENT AGENCIES
OFF-BUDGETARY FUNDS - REVOLVING FUNDS - COMMISSION ON AUDIT REVOLVING FUND - FEES FROM



Science and Technology Information Institute
Restated POST-CLOSING TRIAL BALANCE
As of December 31, 2021

Account	Account Code	Debit	Credit
Petty Cash	10101020	42,938.46	
Cash in Bank - Local Currency, Current Account	10102020	246,977.58	
Cash - Treasury/Agency Deposit, Trust	10104030	10,789,354.12	
Due from National Government Agencies	10303010	1,471,540.97	
Receivables - Disallowances/Charges	10305010	108,968.21	
Other Receivables	10305990	145,796.62	
Other Supplies and Materials Inventory	10404990	193,790.20	
Buildings	10604010	38,944,418.40	
Accumulated Depreciation - Buildings	10604011		14,320,688.20
Office Equipment	10605020	4,172,665.40	
Accumulated Depreciation - Office Equipment	10605021		2,277,724.20
Information and Communication Technology Equipment	10605030	28,128,843.58	
Accumulated Depreciation - Information and Communication Technology Equipment	10605031		14,846,878.10
Communication Equipment	10605070	7,873,628.29	
Accumulated Depreciation - Communication Equipment	10605071		3,550,541.61
Printing Equipment	10605120	170,000.00	
Accumulated Depreciation - Printing Equipment	10605121		161,500.00
Technical and Scientific Equipment	10605140	3,064,627.13	
Accumulated Depreciation - Technical and Scientific Equipment	10605141		2,751,840.53
Other Machinery and Equipment	10605990	1,129,988.00	
Accumulated Depreciation - Other Machinery and Equipment	10605991		125,240.34
Motor Vehicles	10606010	7,494,250.00	
Accumulated Depreciation - Motor Vehicles	10606011		3,228,917.14
Other Transportation Equipment	10606990	71,500.00	
Accumulated Depreciation - Other Transportation Equipment	10606991		67,925.00
Furniture and Fixtures	10607010	3,890,824.80	
Accumulated Depreciation - Furniture and Fixtures	10607011		2,411,449.95
Books	10607020	402,478.61	
Accumulated Depreciation - Books	10607021		382,354.68
Other Property, Plant and Equipment	10698990	15,000.00	
Accumulated Depreciation - Other Property, Plant and Equipment	10698991		14,250.00
Computer Software	10801020	1,855,519.09	
Accumulated Amortization - Computer Software	10801021		958,543.76
Other Intangible Assets	10801980	835,707.86	
Advances to Special Disbursing Officer	19901030	3,133.62	
Prepaid Registration	19902030	20,426.04	
Prepaid Insurance	19902050	103,841.26	
Other Prepayments	19902990	329,435.33	
Guaranty Deposits	19903020	15,567.00	
Other Assets	19999990	964,179.75	
Accounts Payable	20101010		7,516,829.26
Due to Officers and Employees	20101020		48,101.42
Due to BIR	20201010		1,113,855.90
Due to NGAs	20201050		10,255,769.60
Trust Liabilities	20401010		21,173.00
Other Payables	29999990		56,133.23
Accumulated Surplus/(Deficit)	30101010		48,375,684.40

	Account	Account Code	Debit	Credit
TOTAL			112,485,400.32	112,485,400.32

Prepared by:

MA. AURORA FE L. DAYANGCO
Accountant III

Noted by:

ARLENE E. CENTENO
FAD Chief

CUSTODIAL FUNDS - TRUST RECEIPTS - INTER-AGENCY TRANSFERRED FUND (IATF)
 GENERAL FUND - AUTOMATIC APPROPRIATIONS - RETIREMENT AND LIFE INSURANCE PREMIUMS
 GENERAL FUND - CONTINUING APPROPRIATIONS - OPEC FUND FOR INTERNATIONAL DEVELOPMENT (OFID)
 GENERAL FUND - NEW GENERAL APPROPRIATIONS - MISCELLANEOUS PERSONNEL BENEFITS FUND
 GENERAL FUND - NEW GENERAL APPROPRIATIONS - PENSION AND GRATUITY FUND
 GENERAL FUND - NEW GENERAL APPROPRIATIONS - SPECIFIC BUDGETS OF NATIONAL GOVERNMENT AGENCIES
 OFF-BUDGETARY FUNDS - REVOLVING FUNDS - COMMISSION ON AUDIT REVOLVING FUND - FEES FROM
 DORMITORIES, TRAININGS AND SEMINARS


SCIENCE AND TECHNOLOGY INFORMATION INSTITUTE
Condensed Statement of Financial Performance
ALL FUNDS

For the year ended December 31, 2022


	<u>Notes</u>	<u>2022</u>	<u>2021</u> (Restated)
Revenue			
Service and Business Income	13	271,239.28	155,993.32
Shares, Grants and Donations	13.4	0.00	4,215,186.33
Other Non Operating Income	13.5	6,221.25	454.10
Total Revenue		277,460.53	4,371,633.75
Less: Current Operating Expenses			
Personnel Services	14	53,254,687.72	51,296,372.92
Maintenance and Other Operating Expense:	15	51,978,509.40	56,472,040.50
Non-Cash Expenses	16	7,639,179.03	7,397,929.67
Total Current Operating Expenses		112,872,376.15	115,166,343.09
Surplus/(Deficit) from Current Operations		(112,594,915.62)	(110,794,709.34)
Net Financial Assistance/Subsidy	13.3	110,804,311.69	112,120,009.82
Loss on Sales of Assets	13.6	166,623.17	0.00
Surplus/(Deficit) for the period		(1,957,227.10)	1,325,300.48

This statement should be read in conjunction with the accompanying notes

Certified Correct:


MA. AURORA FE L. DAYANGCO
 Accountant III

Noted by:


ARLENE E. CENTENO
 FAD Chief

SCIENCE AND TECHNOLOGY INFORMATION INSTITUTE
Detailed Statement of Financial Performance
ALL FUNDS

For the year ended December 31, 2022

	<u>2022</u>	<u>2021</u> (Restated)
Revenue		
Service and Business Income		
Service Income		
Fines and Penalties - Service Income	103,866.54	46,847.43
Other Service Income	69,169.73	44,695.39
Total Service Income	<u>173,036.27</u>	<u>91,542.82</u>
Business Income		
Fines and Penalties-Business Income	0.00	0.00
Income from Printing and Publication	83,108.40	41,650.25
Rent/Lease Income	15,000.00	22,750.00
Interest Income	94.61	50.25
Total Business Income	<u>98,203.01</u>	<u>64,450.50</u>
Shares, Grants and Donations		
Income from Grants and Donations in Kind	0.00	4,215,186.33
Total Share, Grants and Donations	<u>0.00</u>	<u>4,215,186.33</u>
Other Non Operating Income		
Miscellaneous Income	6,221.25	454.10
Total Other Non Operating Income	<u>6,221.25</u>	<u>454.10</u>
Total Revenue	<u>277,460.53</u>	<u>4,371,633.75</u>
Less: Current Operating Expenses		
Personnel Services		
Salaries and Wages		
Salaries and Wages - Regular	27,176,156.92	27,154,906.68
Salaries and Wages - Casual/Contractual	2,107,794.06	1,548,938.00
Total Salaries and Wages	<u>29,283,950.98</u>	<u>28,703,844.68</u>
Other Compensation		
Personal Economic Relief Allowance (PERA)	1,473,590.91	1,466,931.79
Representation Allowance (RA)	278,000.00	269,000.00
Transportation Allowance (TA)	162,500.00	117,500.00
Clothing/Uniform Allowance	378,000.00	372,000.00
Subsistence Allowance	1,602,937.75	1,026,142.00
Laundry Allowance	266,326.73	161,448.18
Honoraria	234,000.00	255,250.00
Hazard Pay	3,056,837.28	3,343,955.60
Longevity Pay	1,615,552.31	1,517,754.32
Overtime and Night Pay	73,115.22	33,878.26
Year End Bonus	2,499,915.70	2,391,343.15
Cash Gift	313,000.00	309,000.00
Other Bonuses and Allowances	5,605,224.80	5,165,812.00
Total Other Compensation	<u>17,559,000.70</u>	<u>16,430,015.30</u>
Personnel Benefit Contributions		
Retirement and Life Insurance Premiums	3,459,034.20	3,433,665.00
Pag-IBIG Contributions	73,000.00	73,500.00
PhilHealth Contributions	488,553.92	392,743.99
Employees Compensation Insurance Premiums	72,700.00	73,400.00
Total Personnel Benefit Contributions	<u>4,093,288.12</u>	<u>3,973,308.99</u>

	<u>2022</u>	<u>2021</u> (Restated)
Other Personnel Benefits		
Terminal Leave Benefits	737,275.29	443,128.06
Other Personnel Benefits	1,581,172.63	1,746,075.89
Total Other Personnel Benefits	<u>2,318,447.92</u>	<u>2,189,203.95</u>
Total Personnel Services	<u>53,254,687.72</u>	<u>51,296,372.92</u>
Maintenance and Other Operating Expenses		
Traveling Expenses		
Traveling Expenses - Local	/ 1,400,941.77	133,653.00
Total Traveling Expenses	<u>1,400,941.77</u>	<u>133,653.00</u>
Training and Scholarship Expenses		
Training Expenses	/ 1,281,245.07	75,850.00
Total Training and Scholarship Expenses	<u>1,281,245.07</u>	<u>75,850.00</u>
Supplies and Materials Expenses		
Office Supplies Expenses	/ 451,373.75	514,902.28
Accountable Forms Expenses	/ 1,600.00	3,100.00
Fuel, Oil and Lubricants Expenses	/ 524,678.53	207,885.75
Other Supplies and Materials Expenses	/ 2,714,202.86	1,548,451.74
Total Supplies and Materials Expenses	<u>3,691,855.14</u>	<u>2,274,339.77</u>
Semi-Expendable Expenses		
Semi-Expendable Machinery and Equipment Expenses	/ 972,965.71	/ 889,079.40
Semi-Expendable Furniture, Fixtures and Books Expenses	/ 1,025,036.74	1,119,357.03
Total Semi-Expendable Expenses	<u>1,998,002.45</u>	<u>2,008,436.43</u>
Utility Expenses		
Water Expenses	/ 467,901.80	213,266.12
Electricity Expenses	/ 3,100,505.19	2,335,758.52
Total Utility Expenses	<u>3,568,406.99</u>	<u>2,549,024.64</u>
Communication Expenses		
Postage and Courier Services	/ 520,666.31	657,585.56
Telephone Expenses	/ 164,918.22	263,888.69
Internet Subscription Expenses	/ 108,000.00	206,600.00
Total Communication Expenses	<u>793,584.53</u>	<u>1,128,074.25</u>
Awards/Rewards Expenses		
Awards/Rewards Expenses	/ 52,000.00	30,000.00
Total Awards/Rewards Expenses	<u>52,000.00</u>	<u>30,000.00</u>
Confidential, Intelligence and Extraordinary Expenses		
Extraordinary and Miscellaneous Expenses	/ 135,600.00	135,600.00
Total Confidential, Intelligence and Extraordinary Expenses	<u>135,600.00</u>	<u>135,600.00</u>
Professional Services		
Legal Services	285,100.00	287,000.00
Consultancy Services	310,000.00	1,623,560.00
Other Professional Services	3,689,591.41	12,260,524.72
Total Professional Services	<u>4,284,691.41</u>	<u>14,171,084.72</u>
General Services		
Janitorial Services	1,131,309.39	1,242,534.46
Security Services	1,491,392.77	1,670,868.13
Total General Services	<u>2,622,702.16</u>	<u>2,913,402.59</u>

	<u>2022</u>	<u>2021</u> (Restated)
Repairs and Maintenance		
Repairs and Maintenance - Buildings and Other Structures	1,990,171.69	1,490,713.79
Repairs and Maintenance - Machinery and Equipment	73,830.00	89,644.62
Repairs and Maintenance - Transportation Equipment	265,584.12	254,310.26
Repairs and Maintenance - Semi-Expendable Machinery and Equipment	18,210.00	6,115.38
Total Repairs and Maintenance	<u>2,347,795.81</u>	<u>1,840,784.05</u>
Taxes, Insurance Premiums and Other Fees		
Taxes, Duties and Licenses	24,605.60	9,045.75
Fidelity Bond Premiums	59,013.42	61,973.09
Insurance Expenses	186,475.96	62,089.92
Total Taxes, Insurance Premiums and Other Fees	<u>270,094.98</u>	<u>133,108.76</u>
Labor and Wages		
Labor and Wages	10,538,614.68	10,543,449.52
Other Maintenance and Operating Expenses		
Advertising, Promotional and Marketing Expense	8,355,763.51	10,140,612.19
Printing and Publication Expenses	1,830,355.00	3,048,554.25
Representation Expenses	4,206,646.68	1,164,434.54
Transportation and Delivery Expenses	19,673.00	49,286.00
Rent/Lease Expenses	463,556.66	271,407.09
Subscription Expenses	3,348,424.64	3,001,624.50
Other Maintenance and Operating Expenses	768,554.92	859,314.20
Total Other Maintenance and Other Operating Expenses	<u>18,992,974.41</u>	<u>18,535,232.77</u>
Total Maintenance and Other Operating Expenses	<u>51,978,509.40</u>	<u>56,472,040.50</u>
Non-Cash Expenses		
Depreciation		
Depreciation - Buildings and Other Structures	1,555,486.28	1,586,675.92
Depreciation - Machinery and Equipment	4,438,835.79	4,773,211.23
Depreciation - Transportation Equipment	699,259.41	149,302.70
Depreciation - Furniture, Fixtures and Books	500,859.72	512,498.82
Total Depreciation	<u>7,194,441.20</u>	<u>7,021,688.67</u>
Amortization		
Amortization - Intangible Assets	441,050.33	299,588.00
Total Amortization	<u>441,050.33</u>	<u>299,588.00</u>
Others		
Loss of Assets	3,687.50	76,653.00
Total Non-Cash Expenses	<u>7,639,179.03</u>	<u>7,397,929.67</u>
Total Operating Expenses	<u>112,872,376.15</u>	<u>115,166,343.09</u>
Surplus (Deficit) from Current Operations	<u>(112,594,915.62)</u>	<u>(110,794,709.34)</u>
Financial Assistance/Subsidy from NGAs, LGUs, GOCCs		
Subsidy from National Government	110,804,311.69	112,120,009.82
Total Financial Assistance/Subsidy from NGAs, LGUs, GOCCs	<u>110,804,311.69</u>	<u>112,120,009.82</u>
Net Financial Assistance/Subsidy	<u>110,804,311.69</u>	<u>112,120,009.82</u>

	<u>2022</u>	<u>2021</u> (Restated)
Losses		
Loss on Sale of Assets	166,623.17	0.00
Total Losses	<u>166,623.17</u>	<u>0.00</u>
Surplus (Deficit) for the period	<u>(1,957,227.10)</u>	<u>1,325,300.48</u>

This statement should be read in conjunction with the accompanying notes

Certified Correct:

MA. AURORA FE L. DAYANGCO
Accountant III

Noted by:

ARLENE E. CENTENO
FAD Chief

SCIENCE AND TECHNOLOGY INFORMATION INSTITUE
Condensed Statement of Financial Position
ALL FUNDS

As at December 31, 2022

	<u>Notes</u>	<u>2022</u>	<u>2021</u> (Restated)
ASSETS			
Current Assets			
Cash and Cash Equivalents	5	10,347,523.58	11,079,270.16
Receivables	6	1,573,673.54	1,726,305.80
Inventories	7	/ 554,229.70	/ 193,790.20
Other Current Assets	10.1, 10.2	190,464.68	456,836.25
Total Current Assets		12,665,891.50	13,456,202.41
Non-Current Assets			
Property, Plant and Equipment	8	44,081,590.73	51,218,914.46
Intangible Assets	9	1,291,632.86	1,732,683.19
Other Non-Current Assets	10.3, 10.4	956,953.84	979,746.75
Total Non-Current Assets		46,330,177.43	53,931,344.40
TOTAL ASSETS		58,996,068.93	67,387,546.81
LIABILITIES			
Current Liabilities			
Payables	11.1	/ 4,635,960.56	/ 7,564,930.68
Inter-Agency Payables	11.2	/ 11,938,812.86	/ 11,369,625.50
Trust Liabilities	11.3, 11.4, 11.5	/ 315,570.00	/ 21,173.00
Other Payables	11.6	/ 17,532.56	/ 56,133.23
Total Current Liabilities		16,907,875.98	19,011,862.41
TOTAL LIABILITIES		16,907,875.98	19,011,862.41
Total Assets less Total Liabilities		42,088,192.95	48,375,684.40
NET ASSETS/EQUITY			
Accumulated Surplus/(Deficit)	12	/ 42,088,192.95	/ 48,375,684.40
Total Net Assets/Equity		42,088,192.95	48,375,684.40

This statement should be read in conjunction with the accompanying notes

Certified Correct:

Noted by:

MA. AURORA FE L. DAYANGCO
Accountant III

ARLENE E. CENTENO
FAD Chief

SCIENCE AND TECHNOLOGY INFORMATION INSTITUTE
Detailed Statement of Financial Position
ALL FUNDS
As of December 31, 2022
(With Comparative Figures for FY 2021)

	<u>2022</u>	<u>2021</u> (Restated)
ASSETS		
Current Assets		
Cash and Cash Equivalents	10,347,523.58	11,079,270.16
Cash on Hand	50,356.15	42,938.46
Petty Cash	50,356.15	42,938.46
Cash in Bank-Local Currency	296,402.00	246,977.58
Cash in Bank - Local Currency, Current Account	296,402.00	246,977.58
Treasury/Agency Cash Accounts	10,000,765.43	10,789,354.12
Cash - Treasury/Agency Deposit, Trust	10,000,765.43	10,789,354.12
Receivables	1,573,673.54	1,726,305.80
Inter-Agency Receivables	1,471,540.97	1,471,540.97
Due from National Government Agencies	1,471,540.97	1,471,540.97
Other Receivables	102,132.57	254,764.83
Receivables- Disallowances/Charges	98,622.57	108,968.21
Due from Officers and Employees	0.00	-
Other Receivables	3,510.00	145,796.62
Inventories	554,229.70	193,790.20
Inventory Held for Consumption	554,229.70	193,790.20
Office Supplies Inventory	0.00	-
Other Supplies and Materials Inventory	554,229.70	193,790.20
Other Current Assets	190,464.68	456,836.25
Advances	0.00	3,133.62
Advances to Special Disbursing Officer	0.00	3,133.62
Prepayments	190,464.68	453,702.63
Prepaid Registration	2,584.50	20,426.04
Prepaid Insurance	42,027.61	103,841.26
Other Prepayments	145,852.57	329,435.33
Total Current Assets	12,665,891.50	13,456,202.41

	<u>2022</u>	<u>2021</u> (Restated)
Non-Current Assets		
Property, Plant and Equipment	44,081,590.73	51,218,914.46
Buildings and Other Structures	23,243,924.47	24,623,730.20
Buildings	38,793,911.19	38,944,418.40
<i>Accumulated Depreciation - Buildings</i>	(15,642,577.12)	(14,320,688.20)
<i>Accumulated Impairment Losses-Buildings</i>	0.00	0.00
Net Value	23,151,334.07	24,623,730.20
Other Structures	94,080.00	0.00
<i>Accumulated Depreciation - Other Structures</i>	(1,489.60)	0.00
<i>Accumulated Impairment Losses-Other Structure</i>	0.00	0.00
Net Value	92,590.40	-
Machinery and Equipment	14,130,329.49	20,826,027.62
Office Equipment	3,849,359.88	4,172,665.40
<i>Accumulated Depreciation - Office Equipment</i>	(2,451,773.02)	(2,277,724.20)
<i>Accumulated Impairment Losses-Office Equipment</i>	0.00	0.00
Net Value	1,397,586.86	1,894,941.20
Information and Communication Technology Equipment	20,971,046.26	28,128,843.58
<i>Accumulated Depreciation - Information and Communication Technology Equipment</i>	(11,977,605.48)	(14,846,878.10)
<i>Accumulated Impairment Losses-Information and Communication Technology Equipment</i>	0.00	0.00
Net Value	8,993,440.78	13,281,965.48
Communication Equipment	7,273,104.40	7,873,628.29
<i>Accumulated Depreciation - Communication Equipment</i>	(4,557,306.61)	(3,550,541.61)
<i>Accumulated Impairment Losses-Communication Equipment</i>	0.00	0.00
Net Value	2,715,797.88	4,323,086.68
Printing Equipment	170,000.00	170,000.00
<i>Accumulated Depreciation - Printing Equipment</i>	(161,500.00)	(161,500.00)
<i>Accumulated Impairment Losses-Printing Equipment</i>	0.00	0.00
Net Value	8,500.00	8,500.00
Technical and Scientific Equipment	2,352,104.97	3,064,627.13
<i>Accumulated Depreciation - Technical and Scientific Equipment</i>	(2,234,499.74)	(2,751,840.53)
<i>Accumulated Impairment Losses-Technical and Scientific Equipment</i>	0.00	0.00
Net Value	117,605.23	312,786.60
Other Equipment	1,129,988.00	1,129,988.00
<i>Accumulated Depreciation - Other Equipment</i>	(232,589.26)	(125,240.34)
<i>Accumulated Impairment Losses-Other Machinery and Equipment</i>	0.00	0.00
Net Value	897,398.74	1,004,747.66

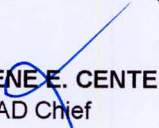
	<u>2022</u>	<u>2021</u> (Restated)
Transportation Equipment	6,005,954.73	4,268,907.86
Motor Vehicles	9,924,500.00	7,494,250.00
<i>Accumulated Depreciation - Motor Vehicles</i>	(3,922,120.27)	(3,228,917.14)
<i>Accumulated Impairment Losses-Motor Vehicles</i>	0.00	0.00
<i>Net Value</i>	<u>6,002,379.73</u>	<u>4,265,332.86</u>
Other Transportation Equipment	71,500.00	71,500.00
<i>Accumulated Depreciation - Other Transportation Equipment</i>	(67,925.00)	(67,925.00)
<i>Accumulated Impairment Losses-Other Transportation Equipment</i>	0.00	0.00
<i>Net Value</i>	<u>3,575.00</u>	<u>3,575.00</u>
Furniture, Fixtures and Books	701,382.04	1,499,498.78
Furniture and Fixtures	2,887,625.96	3,890,824.80
<i>Accumulated Depreciation - Furniture and Fixtures</i>	(2,197,503.92)	(2,411,449.95)
<i>Accumulated Impairment Losses-Furniture and Fixtures</i>	0.00	0.00
<i>Net Value</i>	<u>690,122.04</u>	<u>1,479,374.85</u>
Books	225,200.00	402,478.61
<i>Accumulated Depreciation - Books</i>	(213,940.00)	(382,354.68)
<i>Accumulated Impairment Losses-Books</i>	0.00	0.00
<i>Net Value</i>	<u>11,260.00</u>	<u>20,123.93</u>
Other Property, Plant and Equipment	-	750.00
Other Property, Plant and Equipment	0.00	750.00
Other Property, Plant and Equipment	0.00	15,000.00
<i>Accumulated Depreciation - Other Property, Plant and Equipment</i>	0.00	(14,250.00)
<i>Net Value</i>	<u>0.00</u>	<u>750.00</u>
Intangible Assets	1,291,632.86	1,732,683.19
Intangible Assets	455,925.00	896,975.33
Computer Software	1,855,519.09	1,855,519.09
<i>Accumulated Amortization - Computer Software</i>	(1,399,594.09)	(958,543.76)
<i>Net Value</i>	<u>455,925.00</u>	<u>896,975.33</u>
Other Intangible Assets	835,707.86	835,707.86
<i>Accumulated Amortization-Other Intangible Asset</i>	0.00	0.00
<i>Net Value</i>	<u>835,707.86</u>	<u>835,707.86</u>
Other Non-Current Assets	956,953.84	979,746.75
Deposits	15,567.00	15,567.00
Guaranty Deposits	15,567.00	15,567.00
Prepayments	198,830.26	-
Other Prepayments	198,830.26	-
Other Assets	742,556.58	964,179.75
<i>Accumulated Impairment Losses-Other Assets</i>	0.00	0.00
<i>Net Value</i>	<u>742,556.58</u>	<u>964,179.75</u>
Total Non-Current Assets	46,330,177.43	53,931,344.40

	<u>2022</u>	<u>2021</u> (Restated)
TOTAL ASSETS	<u>58,996,068.93</u>	<u>67,387,546.81</u>
LIABILITIES		
Current Liabilities		
Financial Liabilities	<u>4,635,960.56</u>	<u>7,564,930.68</u>
Payables	<u>4,635,960.56</u>	<u>7,564,930.68</u>
Accounts Payable	4,588,219.14	7,516,829.26
Due to Officers and Employees	47,741.42	48,101.42
Inter-Agency Payables	<u>11,938,812.86</u>	<u>11,369,625.50</u>
Due to BIR	394,038.11	1,113,855.90
Due to GSIS	0.00	0.00
Due to Pag-IBIG	0.00	0.00
Due to PhilHealth	81,158.57	0.00
Due to NGAs	11,463,616.18	10,255,769.60
Trust Liabilities	<u>315,570.00</u>	<u>21,173.00</u>
Guaranty/Security Deposits Payable	313,570.00	0.00
Other Unearned Revenue	2,000.00	0.00
Trust Liabilities	0.00	21,173.00
Other Payables	<u>17,532.56</u>	<u>56,133.23</u>
Other Payables	17,532.56	56,133.23
Total Current Liabilities	<u>16,907,875.98</u>	<u>19,011,862.41</u>
Total Liabilities	<u>16,907,875.98</u>	<u>19,011,862.41</u>
Total Assets less Total Liabilities	<u>42,088,192.95</u>	<u>48,375,684.40</u>
Net Assets/Equity		
Equity		
Government Equity	<u>42,088,192.95</u>	<u>48,375,684.40</u>
Accumulated Surplus/(Deficit)	42,088,192.95	48,375,684.40
Total Net Assets/Equity	<u>42,088,192.95</u>	<u>48,375,684.40</u>

Certified Correct:


MA. AURORA FE L. DAYANGCO
 Accountant III

Noted By:


ARLENE E. CENTENO
 FAD Chief

**SCIENCE AND TECHNOLOGY INFORMATION INSTITUTE
STATEMENT OF CHANGES IN NET ASSETS/EQUITY
ALL FUNDS
For the year ended December 31, 2022**

	Notes	2022	2021 (Restated)
Balance at January 1		50,192,177.52	47,771,705.22
Add/(Deduct):			
Changes in accounting policy	4.1	(3,854,160.53)	0.00
Prior period adjustments/Unrecorded Income and Expenses	4.2	(1,816,493.12)	0.00
Restated balance		44,521,523.87	47,771,705.22
Changes in Net Assets/Equity for the Calendar Year			
Surplus/(Deficit) for the period	12	(1,957,227.10)	1,325,300.48
Adjustment of net revenue recognized directly in net assets/equity	12	(836,422.92)	(410,598.43)
Others	4.3	360,319.10	(310,722.87)
Total recognized revenue and expense for the period		(2,433,330.92)	603,979.18
Balance as at December 31		42,088,192.95	48,375,684.40

This statement should be read in conjunction with the accompanying notes.

Certified Correct:

MA. AURORA FE L. DAYANGCO
Accountant III

Noted by:

ARLENE E. CENTENO
FAD Chief

SCIENCE AND TECHNOLOGY INFORMATION INSTITUTE
STATEMENT OF CASH FLOWS
ALL FUNDS

For the year ended December 31, 2022

	<u>Note</u>	<u>2022</u>	<u>2021</u> (Restated)
CASH FLOW FROM OPERATING ACTIVITIES:			
CASH INFLOWS :			
Receipt of Notice of Cash Allocation		121,637,604.41	127,653,989.77
Receipt of Notices of Cash Allocations (Specific Budget/MPBF/I	13.3	107,058,922.00	107,993,006.00
Receipt of NCA for Trust and Other Receipts	17	7,210,483.00	13,113,993.00
Constructive Receipt of NCA for TRA	13.3	7,368,199.41	6,546,990.77
Collection of Income / Revenues		271,239.28	155,993.32
Collection of service and business income	13.1, 13.2	271,239.28	155,993.32
Collection of Receivables		247,976.20	100,652.78
Collection of receivables from audit disallowances	6.2	10,345.64	21,173.00
Collection of other receivables	6.3	237,630.56	79,479.78
Receipt of Inter-Agency Fund Transfers		6,461,368.00	12,448,380.00
Receipt of funds for the implementation of projects from NGAs/LGUs/GOCCs	17.1	6,461,368.00	12,448,380.00
Other Receipts		28,774.16	41,849.09
Receipt of refunds of excess cash advances	10.1	22,552.91	41,394.99
Other miscellaneous receipts	13.5	6,221.25	454.10
Total Cash Inflows		128,646,962.05	140,400,864.96
Less: CASH OUTFLOWS			
Payment of Operating Expenses		97,515,253.49	102,601,346.73
Payment of Personnel Services	14	49,061,003.34	47,323,063.93
Payment of maintenance and other operating expenses	15	48,302,997.32	55,253,771.28
Replenishment of petty cash fund	5.1	151,252.83	24,511.52
Payment of Inventories		1,164,881.11	1,758,118.10
Purchase of inventories held for consumption	7	1,164,881.11	1,758,118.10
Grant of Cash Advances		-	16,000.00
Granting of cash advances	10.1	-	16,000.00
Prepayments		389,294.94	562,287.88
Prepaid Registration	10.2	2,584.50	20,426.04
Prepaid Insurance	10.2	42,027.61	103,841.26
Other Prepayments	10.2	344,682.83	438,020.58
Payment of Prior Year's Accounts Payable		5,126,149.07	180,090.61
Payment of prior year's Accounts Payable	11.1	5,126,149.07	180,090.61

	<u>Note</u>	<u>2022</u>	<u>2021</u> <u>(Restated)</u>
Remittance of Personnel Benefit Contributions and Mandatory Deductions		11,461,487.53	10,520,299.76
Remittance of GSIS/Pag-IBIG/PhilHealth	14.3	4,093,288.1	3,973,308.99
Remittance of taxes withheld covered by TRA	13.3	7,368,199.4	6,546,990.77
Payment from Trust Liabilities/Fund Transfers		7,210,482.14	5,088,744.56
Payment for the implementation of inter-agency transferred funds		7,210,482.14	5,088,744.56
Adjustments		3,622,809.72	2,697,507.74
Reversion of unused NCA-MDS Regular	13.3	3,622,809.72	2,419,986.95
Other disbursement		-	277,520.79
Total Cash Outflows		126,490,358.00	123,424,395.38
CASH PROVIDED BY (USED IN) OPERATING ACTIVITIES		2,156,604.05	16,976,469.58
CASH FLOW FROM INVESTING ACTIVITIES:			
CASH INFLOWS			
Total Cash Inflows		-	-
Less: CASH OUTFLOWS			
Purchase/Construction of Property, Plant and Equipment	8	2,888,350.63	9,602,240.53
Total Cash Outflows		2,888,350.63	9,602,240.53
CASH PROVIDED BY (USED IN) INVESTING ACTIVITIES		(2,888,350.63)	(9,602,240.53)
INCREASE (DECREASE) in CASH and CASH EQUIVALENTS		(731,746.58)	7,374,229.05
ADD: CASH BALANCE, January 1		11,079,270.16	3,705,041.11
CASH BALANCE, December 31	5	10,347,523.58	11,079,270.16

This statement should be read in conjunction with the accompanying notes.

Certified Correct:

MA. AURORA FE L. DAYANGCO
Accountant III

Noted by:


ARLENE E. CENTENO
FAD Chief

SCIENCE AND TECHNOLOGY INFORMATION INSTITUTE
STATEMENT OF COMPARISON OF BUDGET AND ACTUAL AMOUNT
REGULAR FUNDS
For the year ended December 31, 2022

Particulars	Note	Budgeted Amount		Actual Amounts on Comparable Basis	Difference Final Budget and Actual
		Original	Final		
RECEIPTS					
Service and Business Income	13	180,000.00	180,000.00	267,539.02	(87,539.02)
OTHERS:					
Non-Operating Income	13.5	-	-	6,221.25	(6,221.25)
Refund of Petty Cash and Advances	5.1	-	-	11,821.46	(11,821.46)
Total Receipts		180,000.00	180,000.00	285,581.73	(105,581.73)
PAYMENTS					
Personnel Services	14	51,492,000.00	54,323,759.00	53,003,801.23	1,319,957.77
Maintenance and Other Operating Expenses	15	56,654,000.00	58,632,162.63	44,293,231.30	14,338,931.33
Capital Outlay	8	2,834,000.00	3,209,043.47	2,763,575.00	445,468.47
Other Disbursements					-
Remittance to National Treasury	13.3			7,368,199.41	(7,368,199.41)
Total Payments		110,980,000.00	116,164,965.10	107,428,806.94	8,736,158.16
NET RECEIPTS/(PAYMENTS)		(110,800,000.00)	(115,984,965.10)	(107,143,225.21)	(8,841,739.89)

This statement should be read in conjunction with the accompanying notes.

Certified Correct:


JAQUELINE C. BALLESTEROS
 Administrative Officer V/Budget Officer

Certified Correct:


MA. AURORA F. L. DAYANGCO
 Accountant III

SCIENCE AND TECHNOLOGY INFORMATION INSTITUTE
NOTES TO FINANCIAL STATEMENTS
For the year ended December 31, 2022

1. General Information/Agency Profile

The financial statements of STII were authorized for issue on February 08, 2023 as shown in the Statement of Management Responsibility for Financial Statements signed by Richard P. Burgos, the Director.

STII is one of the service institutes of the DOST and was created as the information and marketing arm of the Department, which was established on January 30, 1987 by virtue of EO No. 128.

The institute has the responsibility to implement the following mandates:

- To establish a science and technology databank and library;
- To disseminate science and technology information; and
- To undertake training on science and technology information

These mandates are being processed and implemented by STII's technical divisions: Information Resources and Analysis Division (IRAD) and Communication Resources and Production Division (CRPD) with the support of the Finance and Administrative Division (FAD).

The Agency's registered office is located in STII Building, DOST Complex, General Santos Avenue, Bicutan, Taguig City.

2. Statement of Compliance and Basis of Preparation of Financial Statements

The financial statements have been prepared in accordance with the International Public Sector Accounting Standards (IPSAS) issued by the Commission on Audit per COA Resolution No. 2020-001 dated January 9, 2020 to enhance the accountability and transparency of the financial reports and ensure comparability of financial information.

The adoption of these standards did not result in substantial changes to the agency's accounting policies and had no material effect on the amounts reported for the current or prior financial years.

The financial statements are presented in Philippine Peso, which is the functional and reporting currency of the agency and have been prepared on the basis of historical cost, unless stated otherwise. The Cash Flows Statement is prepared using the Direct Method.

The Financial Statements are prepared on an accrual basis and with the issuance of COA Circular No. 2013-002, all financial transactions are recorded in Regular Agency (RA) Books.

3. Summary of Significant Accounting Policies

3.1 Basis of Accounting

The financial statements are prepared on an accrual basis in accordance with the IPSAS.

3.2 Financial Instruments

a. Financial Assets

Initial Recognition and Measurement

Financial assets within the scope of IPSAS 29 - Financial Instruments: Recognition and Measurement are classified as financial assets at fair value through surplus or deficit, and receivables. The STII determines the classification of its financial assets at initial recognition.

The STII's financial assets include cash and receivables.

Subsequent Measurement

The subsequent measurement of financial assets depends on their classification.

b. Financial Liabilities

Initial Recognition and Measurement

Financial liabilities within the scope of IPSAS 29 are classified as financial liabilities at fair value through surplus or deficit or loans and borrowings, as appropriate. The entity determines the classification of its financial liabilities at initial recognition.

All financial liabilities are recognized initially at fair value plus directly attributable transaction costs.

The STII's financial liabilities include trade and other payables and financial guarantee contracts.

Subsequent Measurement

The measurement of financial liabilities depends on their classification.

Financial liabilities at fair value through surplus or deficit.

Financial liabilities at fair value through surplus or deficit include financial liabilities designated upon initial recognition as at fair value through surplus or deficit.

Derecognition

A financial liability is derecognized when the obligation under the liability is discharged or cancelled or expires.

3.3 Cash and Cash Equivalents

Cash and cash equivalents comprise cash on hand and cash in bank, deposits on call and highly liquid investments with an original maturity of three months or less, which are readily convertible to known amounts of cash and are subject to insignificant risk of changes in value. For the purpose of the Consolidated Statement of Cash Flows, cash and cash equivalents consist of cash and short-term deposits as defined above, net of outstanding bank overdrafts.

Petty Cash Fund

Petty Cash Fund (PCF) refers to the amount granted to duly designated Petty Cash Fund Custodian for payment of authorized petty or miscellaneous expenses which cannot be conveniently paid through checks/LDDAP-ADA. PCF account is maintained under the Imprest Fund System. All replenishments are directly charged to the expense account.

3.4 Inventories

Inventory is measured at cost upon initial recognition. To the extent that inventory was received through non-exchange transactions (for no cost or for a nominal cost), the cost of the inventory is its fair value at the date of acquisition.

Inventories are recognized as an expense when deployed for utilization or consumption in the ordinary course of operations of STII.

Semi-expendable Property

Tangible items below the capitalization threshold of ₱50,000 based on Republic Act (RA) No. 11639 or the FY 2022 General Appropriations Act (GAA) and COA Circular No. 2022-04 shall be accounted as semi-expendable property.

Prior to the issuance of the COA Circular No. 2022-04, tangible items below the capitalization threshold of ₱15,000.00 are considered as semi-expendable property and shall be recognized as expenses upon issue to the end-user; Inventory Custodian Slip (ICS) shall be issued to the end-user to establish accountability over them and accountability shall be extinguished upon return of the item to the General Services and Property Section (GSPS) or in case of loss, upon approval of the relief from property accountability.

Pursuant to the RA No. 11639 or FY 2022 GAA and the issuance of COA Circular 2022-04, identifiable non-monetary assets with physical substance which meets the definition and recognition criteria of a PPE but cost is below ₱50,000.00 is accounted for as Semi-Expendable Property in the books of accounts of STII.

Semi-expendable properties are classified into two categories: Low-valued items and High-valued items.

Low-valued items are semi-expendable properties which cost ₱5,000.00 or less; However, as an internal policy and for efficiency, low-valued semi-expendable property costing less than ₱1,500.00 will be treated as Supplies and Materials and issued using the Report on Supplies and Materials Issued (RSMI). High-valued items are semi-expendable properties which cost more than ₱5,000.00 but less than ₱50,000.00. The threshold is applied on a *per item basis*.

The following policies apply as follows:

- *Establishment of Accountability:* Issuance of ICS and shall be renewed every three years or every time there is a change in custodianship.
- *Extinguishment of Accountability:* 1. *Low-valued items* - extinguished upon the expiration of the estimated useful life or upon return of the property before the end of its useful life; whether serviceable or not, to the GSPS. 2.) *High-valued items* - extinguished upon the return of the item to the GSPS or in case of loss, upon the approval of the request for relief from property accountability, regardless of the expiration of the estimated useful life.
- The increase in capitalization threshold is considered as Change in Accounting Policy and is applied retrospectively.
- *Reclassification:* Carrying amount of the issued prior to CY 2022 amounting to ₱15,000.00 to below ₱50,000.00 previously classified as PPE are expensed and charged to Accumulated Surplus/(Deficit) (ASD) account and corresponding Accumulated Depreciation shall be closed in the books of accounts.

As an internal policy, the estimated Useful Life for Semi-Expendable Items is two to five years for Semi-Expendable Machinery and Equipment and 2 to 7 years Semi-Expendable Furniture, Fixtures and Books.

Semi-expendable property shall be covered by IPSAS 12 - Inventories hence not subject to depreciation but subject to impairment.

ICS are issued to the end-user of Semi-expendable Property to establish accountability over them. Accountability shall be extinguished upon return of the item to the Property and Supply Division/Unit or in case of loss, upon approval of the relief from property accountability.

3.5 Property, Plant and Equipment

Recognition

An item is recognized as PPE if it meets the characteristics and recognition criteria as a PPE.

An item must meet the capitalization threshold of ₱50,000.00 and above based on the RA No. 11639 or the FY 2022 General Appropriations Act and COA Circular No. 2022-04.

All PPEs are stated at cost less accumulated depreciation. Cost includes expenditure that is directly attributable to the acquisition of the items. Due to the scheduled one-time cleansing of PPE in 2023, impairment testing will be done for the remaining PPE.

Measurement at Recognition

An item recognized as PPE is measured at cost.

A PPE acquired through a non-exchange transaction is measured at its fair value as at the date of acquisition.

The cost of the PPE is the cash price equivalent or, for PPE acquired through non-exchange transaction its cost is its fair value as at recognition date.

Measurement After Recognition

After recognition, all PPE are stated at cost less accumulated depreciation.

All other repair and maintenance costs are recognized as expense in surplus or deficit as incurred.

Depreciation

The depreciation charge for each period is recognized as expense unless it is included in the cost of another asset.

Initial Recognition of Depreciation

Depreciation of an asset begins when it is available for use such as when it is in the location and condition necessary for it to be capable of operating in the manner intended by management.

For simplicity and to avoid proportionate computation, the depreciation is for one month if the PPE is available for use on or before the 15th of the month. However, if the PPE is available for use after the 15th of the month, depreciation starts on the succeeding month.

Depreciation Method

The Straight-Line Method of depreciation is adopted unless another method is more appropriate for agency operation.

Estimated Useful Life

Depreciation is charged at rates calculated to allocate the cost or valuation of the asset less any estimated residual value over its remaining useful life:

Land Improvements	-	Over the useful life of the asset to which the improvement was made or the useful life of the improvement if significantly shorter
Infrastructure Assets	-	20 to 50 years or over the useful life of the asset to which the improvement was made
Building and Other Structures	-	30 to 50 years
Machinery and Equipment - Office Equipment/Other Machinery and Equipment	-	5 to 10 years (depending on the economic use)
Machinery and Equipment - Information and Communication Equipment	-	5 years
Transportation Equipment - Motor Vehicle	-	7 years
Furniture and Fixtures	-	2 to 10 years (depending on the economic use)
Books	-	5 to 10 years
Other Property, Plant and Equipment	-	2 to 10 years

STII uses a residual value equivalent to at least 5 percent of the cost of the PPE.

Derecognition

STII derecognizes items of PPE and/or any significant part of an asset upon disposal or when no future economic benefits or service potential is expected from its continuing use. Any gain or loss arising on derecognition of the asset (calculated as the difference between

the net disposal proceeds and the carrying amount of the asset) is included in the surplus or deficit when the asset is derecognized.

3.6 Intangible Assets

Recognition and Measurement

Intangible assets are recognized when the items are identifiable non-monetary assets without physical substance; it is probable that the expected future economic benefits or service potential that are attributable to the assets will flow to the entity; and the cost or fair value of the assets can be measured reliably.

Intangible assets acquired separately are initially recognized at cost.

Subsequent Measurement

The useful life of the intangible assets is assessed as either finite or indefinite.

An intangible asset with a finite life is amortized over its useful life.

The Straight-Line Method is adopted in the amortization of the expected pattern of consumption of the expected future economic benefits or service potential.

Intangible asset with indefinite useful lives is not to be amortized.

3.7 Changes in Accounting Policies and Estimates

STII recognizes the effects of changes in accounting policy retrospectively. The effects of changes in accounting policy were applied prospectively if retrospective application is impractical.

STII recognizes the effects of changes in accounting estimates prospectively by including in surplus or deficit.

3.8 Foreign Currency Transactions

Transactions in foreign currencies were initially recognized by applying the spot exchange rate between the function currency and the foreign currency at the transaction.

At each reporting date:

- Foreign currency monetary items were translated using the closing rate;
- Nonmonetary items that were measured in terms of historical cost in a foreign currency were translated using the exchange rate at the date of the transaction; and
- Nonmonetary items that were measured at fair value in a foreign currency were translated using the exchange rates at the date when the fair value was determined.

Exchange differences arising (a) on the settlement of monetary items, or (b) on translating monetary items at rates different from those at which they were translated on initial recognition during the period or in previous financial statements, were recognized in surplus or deficit in the period in which they arise, except as those arising on a monetary item that forms part of a reporting entity's net investment in a foreign operation.

3.9 Revenue from Non-Exchange Transactions

Recognition and Measurement of Assets from Non-Exchange Transactions

An inflow of resources from a non-exchange transaction, other than services in-kind, that meets the definition of an asset were recognized as an asset if the following criteria were met:

- It is probable that the future economic benefits or service potential associated with the asset will flow to the entity; and
- The fair value of the asset can be measured reliably.

An asset acquired through a non-exchange transaction is initially measured at its fair value as at the date of acquisition.

Recognition Revenue from Non-Exchange Transactions

An inflow of resources from a non-exchange transaction recognized as an asset is recognized as revenue, except to the extent that a liability is also recognized in respect of the same inflow.

Measurement of Revenue from Non-Exchange Transactions

Revenue from non-exchange transactions is measured at the amount of the increase in net assets recognized by the entity, unless a corresponding liability is recognized.

Measurement of Liabilities on Initial Recognition from Non-Exchange Transactions

The amount recognized as a liability in a non-exchange transaction is the best estimate of the amount required to settle the present obligation at the reporting date.

Fees and Fines Not Related to Taxes

STII recognizes revenues from fees and fines, except those related to taxes, when earned and the asset recognition criteria were met.

Other non-exchange revenues were recognized when it is probable that the future economic benefits or service potential associated with the asset will flow to the entity and the fair value of the asset can be measured reliably.

Gifts and Donations

STII recognizes assets and revenue from gifts and donations when it is probable that the future economic benefits or service potential will flow to the entity and the fair value of the assets can be measured reliably.

Goods in-kind were recognized as assets when the goods were received, or there is a binding arrangement to receive the goods. If goods in-kind were received without conditions attached, revenue is recognized immediately. If conditions were attached, a liability is recognized, which is reduced and revenue recognized as the conditions were satisfied.

On initial recognition, gifts and donations including goods in-kind were measured at their fair value as at the date of acquisition, which were ascertained by reference to an active market, or by appraisal. An appraisal of the value of an asset is normally undertaken by a member of the valuation profession who holds a recognized and relevant professional qualification. For many assets, the fair value was ascertained by reference to quoted prices in an active and liquid market.

Transfers

STII recognizes an asset in respect of transfers when the transferred resources meet the definition of an asset and satisfy the criteria for recognition as an asset, except those arising from services in-kind.

Transfers from Other Government Entities

Revenues from non-exchange transactions with other government entities and the related assets were measured at fair value and recognized on obtaining control of the asset (cash, goods, services and property) if the transfer is free from conditions and it is probable that the economic benefits or service potential related to the asset will flow to STII and can be measured reliably.

3.10 Revenue from Exchange transactions

Measurement of Revenue

Revenue was measured at the fair value of the consideration received or receivable.

Interest income

Interest income is accrued using the effective yield method. The effective yield discounts estimated future cash receipts through the expected life of the financial asset to that asset's net carrying amount. The method applies this yield to the principal outstanding to determine interest income each period.

Rental income

Rental income, arising from operating leases on investment properties, is accounted for on a straight-line basis over the lease terms and included in revenue.

3.11 Budget Information

The annual budget is prepared on a cash basis and is published in the STII website: <https://www.stii.dost.gov.ph>.

A separate Statement of Comparison of Budget and Actual Amounts (SCBAA) was prepared since the budget and the financial statements were not prepared on comparable basis. The SCBAA was presented showing the original and final budget and the actual amounts on a comparable basis to the budget. Explanatory comments are provided in the notes to the annual financial statements.

These budget figures were those approved by the governing body both at the beginning and during the year.

3.12 Related Parties

The agency regards related party as a person or an entity with the ability to exert control individually or jointly, or to exercise significant influence over the agency, or vice versa.

Members of key management are regarded as related parties and comprise the members of the Executive Committee of the Agency such as the Director, and three Division Chiefs.

3.13 Employee Benefits

The employees of STII are members of the Government Service Insurance System (GSIS) which provides life and retirement insurance coverage.

STII recognizes the undiscounted amount of short-term employee benefits, like salaries, wages, bonuses, allowance, etc., as expense unless capitalized, and as a liability after deducting the amount paid.

STII recognizes expenses for accumulating compensated absences when these were paid (commuted or paid as terminal leave benefits). Unused entitlements that have accumulated at the reporting date were not recognized as expense. Non-accumulating compensated absences, like special leave privileges, were not recognized.

3.14 Measurement Uncertainty

The preparation of the financial statements in conformity with IPSAS requires management to make estimates and assumptions that affect the reporting amounts of assets and liabilities, and disclosure of contingent assets and liabilities, at the date of the financial statements and the reported amounts of the revenues and expenses during the period. Items requiring the use of significant estimates include the useful life of capital assets, estimated employee benefits, rates for amortization and impairment of assets.

Estimates were based on the best information available at the time of preparation of the financial statements and were reviewed annually to reflect new information as it becomes available. Measurement uncertainty exists in these financial statements. Actual results could differ from these estimates.

3.15 Correction of Fundamental Errors

STII correct material prior period errors retrospectively in the first set of financial statements authorized for issue after their discovery by:

- Restating the comparative amounts for prior period(s) presented in which the error occurred; or
- If the error occurred before the earliest prior period presented, restating the opening balances of assets, liabilities and net assets/equity for the earliest prior period presented.

4. Adjustments in Accumulated Surplus/Deficits

4.1 Changes in Accounting Policy in compliance to COA Circular 2022-004

Particulars	2022
Carrying amount of Other Property Plant and Equipment (previously classified as PPE but are below the new capitalization threshold) charged to ASD.	(750.00)
Carrying amount of Books (previously classified as PPE but are below the new capitalization threshold) charged to ASD.	(8,863.93)
Carrying amount of Motor Vehicles (previously classified as PPE but are below the new capitalization threshold) charged to ASD.	(23,693.72)
Carrying amount of Furniture and Fixtures (previously classified as PPE but are below the new capitalization threshold) charged to ASD.	(440,344.37)
Carrying amount of Office Equipment (previously classified as PPE but are below the new capitalization threshold) charged to ASD.	(33,154.43)
Carrying amount of Information and Communication Technology Equipment (previously classified as PPE but are below the new capitalization threshold) charged to ASD.	(2,900,797.32)
Carrying amount of Communication Equipment (previously classified as PPE but are below the new capitalization threshold) charged to ASD.	(309,296.12)
Carrying amount of Technical and Scientific Equipment (previously classified as PPE but are below the new capitalization threshold) charged to ASD.	(110,667.41)
Carrying amount of Buildings (previously classified as PPE but are below the new capitalization threshold) charged to ASD.	(26,593.23)
TOTAL	(3,854,160.53)

4.2 Prior Period Adjustments

Particulars	2022
Adjusting entry to recognize prior year expenses	(1,254,751.03)
Liquidation of prior year cash advance	(12,866.38)
Issuance of Inventory Items based on RSMI	(489,638.65)
Adjusting entry to recognized expired portion of Other Prepayments for Books	(108,585.25)
Adjusting entry for inventory reconciliation	49,348.20
TOTAL	(1,816,493.12)

4.3 Changes in Net Assets/Equity for the Calendar Year-Others

Particulars	2022
Refund of wages and unexpended Cash Advances for completed NSTW 2021 project	2,054.60
Excess of NCA	0.86
Adjusting Entry for cancellation of Accounts Payable	38,600.67
Correcting Entries made to various accounts	304,041.33
Adjusting Entry for PJS Income	802.79
Refund from Norly Villar's Magna Carta and Other Benefits due to recomputation and Ms. Medrano's service obligation due to her resignation	26,269.16
Adjusting Entry for Petty Cash Fund	13,173.60
Adjusting entries made to various PPE Accounts	(24,623.91)
TOTAL	360,319.10

5 Cash and Cash Equivalents

Accounts	2022	2021 (Restated)
Cash on Hand	50,356.15	42,938.46
Cash in Bank-Local Currency, Current Account	296,402.00	246,977.58
Cash-Treasury/Agency Deposit	10,000,765.43	10,789,354.12
TOTAL	10,347,523.58	11,079,270.16

5.1 Cash on Hand amounting to ₱50,356.15 is composed of *Petty Cash Fund* which are granted to STII Regular Disbursing Officers/Petty Cash Fund Custodians which are used to defray petty or miscellaneous and emergency expenses of the agency which cannot be

conveniently paid through checks/LDDAP-ADA. These custodians are bonded and paid premiums at the Bureau of Treasury (BTr). Bonds are consistent with the amount granted in consonance with Treasury Circular (TC) No. 02-2009 and the coverage extends after December 31, 2022.

Petty Cash Fund Custodian	Risk No.	Effective Until	2022
PCFC 1	13D3-2022-01743N	June 15, 2023	13,425.45
PCFC 2	13D3-2022-00276N	February 28, 2023	15,605.70
PCFC 3	13D3-2022-00192N	February 17,2023	21,325.00
TOTAL			50,356.15

Petty Cash Fund amounting to ₱11,821.46 was refunded due to the closure of PCF with Risk No. 13D3-2022-01345N and 13D3-2022-00191N where PCF are reviewed and deemed not necessary due to low utilization. Total replenishment for 2022 amounts to ₱151,252.83.

5.2 Cash in Bank – Local Currency, Current account is composed of proceeds from sale of Official Publications of STII such as the Philippine Journal of Science (PJS) pursuant to the General Provision of the Government Appropriation Act which were deposited to the Authorized Government Depository Bank (AGDB) including the interest derived therefrom and its quarterly remittance per DOF Circular No.01-2017. The proceeds from publication will be used to defray the cost of printing of the DOST-STII Publication for CY 2023 and once balance is exhausted, necessary information will be communicated with our foreign PJS subscriber and if there will be no other complication, AGDB account will be requested for closure.

This account also includes all deposits and withdrawals of STII’s salaries and allowances through STII ATM Payroll account and taxes withheld under Trust Fund for remittance to BIR until June 30, 2022. Starting July 1, 2022, the Agency refrained from using the said account for such purposes. The balance dropped by ₱33,986.80 or 55% from prior year. However, the remaining balance is for reconciliation as of this reporting.

Details as follows:

Account No.	Remarks	2022	2021 (Restated)
1822-1039-59	PJS Income Account	268,927.05	185,515.86
1822-1029-87	STII-ATM Payroll Account	27,474.95	61,461.72
TOTAL		296,402.00	246,977.58

5.3 Cash - Treasury/Agency Cash account is composed of *Cash-Treasury/Agency Deposit, Trust Account* represents the unutilized NCA of various Grants-In-Aid (GIA) projects reverted at year-end and not subsequently released by the Department of Budget and Management (DBM), refund of penalty charges to BTr and deposits of collections from other NGAs as funding requirement of a specific GIA Project with the following details:

Project Title	Fund Source	2022	2021 (Restated)	Remarks
ASeLS-Augmenting and Strengthening the eLibrary Services in the Regional R&D Consortia Base Agencies	PCAARRD - GIA	4,999,672.00	0.00	<i>New GIA project (16 Dec 2022 to 15 Dec 2023)</i>
STARBOOKS (P1): Development & Deployment of STARBOOKS Nature to Promote Wildlife Preservation, Environmental Education, and Ecotourism in Protected Areas in Negros Oriental (Phase 1)	DOST Region 7 - GIA	1,461,696.00	0.00	<i>New GIA project (January to December 2023)</i>
Promotion of 2021 NSTW Celebration	DOST – GIA	626,522.30	986,421.04	<i>For BTr Certification - portion of UB not released by DBM</i>
Science Content Transformation & Visualization for Disaster Risk Reduction	DOST – GIA	601,406.91	601,406.91	<i>Pending liquidation with DOST CO-Equipment for transfer to STII</i>
Iba Na Ang Panahon (INAP): Science for Safer Communities	DOST – GIA	564,152.55	564,152.55	<i>Pending liquidation with DOST CO-Equipment for transfer to STII</i>
Strategic Communication Intervention for the National Operational Assessment of Hazards (NOAH)	DOST – GIA	389,327.23	389,327.23	<i>Pending liquidation with DOST CO-Equipment for transfer to STII</i>
S&T Academic and Research-Based Openly Operated Kiosks (STARBOOKS)	DOST – GIA	276,623.56	276,623.56	<i>Pending liquidation with DOST CO</i>
HRDP - Learning and Development Courses	DOST - HRDP	188,243.00	830,300.80	<i>For BTr Certification - portion of UB not released by DBM</i>
K Nel Year 2	PCAARRD - GIA	168,666.98	(404,270.99)	<i>For BTr Certification - portion of UB not released by DBM</i>
NSTW 2019	DOST - GIA	132,844.91	132,844.91	<i>For BTr Certification - portion of UB not released by DBM</i>
HOMOMICH	PCIEERD	125,737.25	125,737.25	<i>Pending reconciliation</i>
NSTW 2020	DOST – GIA	107,180.19	107,180.19	<i>For BTr Certification - portion of UB not released by DBM</i>

Project Title	Fund Source	2022	2021 (Restated)	Remarks
Becoming A Science Nation: Demonstrating Results Program (IEC Campaign and ICT Intervention) ¹	DOST – GIA	80,228.61	80,228.61	<i>Pending liquidation with DOST CO</i>
CHED Grant for Philippine Journal of Science (PJS) Publication ³	CHED Grant	72,683.79	72,683.79	<i>Pending reconciliation</i>
NSTW 2014	DOST – GIA	52,461.60	52,461.60	<i>Pending liquidation with DOST CO</i>
SFTP P3: Doubling the Reach Through Information, Education and Communication (IEC) Campaign ³	DOST – GIA	44,024.25	44,024.25	<i>Pending liquidation with DOST CO- Equipment for transfer to STII</i>
INAP financial assistance	Region 3 - Aurora	36,474.95	36,474.95	<i>Pending reconciliation with funding agency</i>
SFTP P5: Strengthening the Core	DOST – GIA	20,996.81	20,996.81	<i>Pending liquidation with DOST CO- Equipment for transfer to STII</i>
NSTW 2017	DOST – GIA	19,845.00	19,845.00	<i>Pending reconciliation with SPD</i>
NSTW 2016	DOST – GIA	18,000.00	18,000.00	<i>Pending reconciliation with SPD</i>
SFTP P4: Enhanced S&T Experience Using Leading-Edge Learning Additions and Realities (STELLAR) Including INFORSERBILIS	DOST – GIA	17,081.06	17,081.06	<i>Pending liquidation with DOST CO- Equipment for transfer to STII</i>
Changing the Mindset: Information, Education, and Communication (IEC) Campaign Initiatives	DOST – GIA	3,882.31	3,882.31	<i>Pending liquidation with DOST CO- Equipment for transfer to STII</i>
INAP financial assistance	Region 3 - Pampanga	1,110.47	1,110.47	<i>Pending reconciliation with funding agency</i>
AKNEL - Accelerating DOST-PCAARRD Knowledge Network of e-Library ²	PCAARRD	562.13	2,714,426.95	<i>Already liquidated</i>
NSTW 2013	DOST – GIA	382.00	382.00	<i>Pending liquidation with DOST CO</i>

Project Title	Fund Source	2022	2021 (Restated)	Remarks
NSTW 2015	DOST – GIA	355.67	355.67	<i>Pending liquidation with DOST CO</i>
INAP financial assistance ³	Region 3 - Tarlac	345.00	345.00	<i>Pending reconciliation with funding agency</i>
Rizal the Filipino Scientist Promotional Campaign ²	DOST-GIA	290.00	3,531,542.59	<i>For BTr Certification - portion of UB not released by DBM</i>
Development of DOST PCAARRD Innovation and Technology Center (DPITC) e-Library ¹	PCAARRD	239.80	239.80	<i>For BTr Certification - portion of UB not released by DBM</i>
K Nel Year 1	PCAARRD	(0.40)	577,875.77	<i>For BTr Certification - portion of UB not released by DBM</i>
SFTP P1: Leveraging the Power of Broadcast and Web Media to Promote Science for the People ³	DOST – GIA	(11,600.43)	(11,600.43)	<i>Pending liquidation with DOST CO- Equipment for transfer to STII</i>
Adjustment/Reclassification	-	1,254.60	(800.00)	
Excess NCA/Adjustment	-	75.33	74.47	
TOTAL		10,000,765.43	10,789,354.12	

6 Receivables

This account consists of the following:

Accounts	2022	2021 (Restated)
Due from National Government Agencies	1,471,540.97	1,471,540.97
Receivables - Disallowances/Charges	98,622.57	108,968.21
Other Receivables	3,510.00	145,796.62
TOTAL	1,573,673.54	1,726,305.80

6.1 *Due from National Government Agencies* account represents fund transferred to other National Government Agencies and amount due from Procurement Service - DBM, details as follows:

Agency Name	Remark	Year Aging	2022	2021 (Restated)
Philippine Science High School System	Fund release for the project "Modernization of STII Library & Upgrading of PSHSS Libraries" pending liquidation	2009 13 years	217,233.48	217,233.48
PS-DBM	Advances to PS-DBM; Remaining balances due to unavailability of stocks	2012 10 years	32,611.46	32,611.46
PS-DBM	Advances to PS-DBM; Remaining balances due to unavailability of stocks	2013 9 years	42,649.73	42,649.73
		2014 7 to 8 years	18,678.46	18,678.46
		2015 6 to 7 years	213,486.29	213,486.29
		2016 5 to 6 years	75,886.33	75,886.33
	Advances to PS-DBM; Remaining balances due to unavailability of stocks	2017 4 to 5 years	0.00	0.00
		2018 3 to 4 years	20,182.24	20,182.24
	Government Fares Agreement	2019 2 to 3 years	91,287.57	91,287.57
		2019 2 to 3 years	600,000.00	600,000.00
Grants-In-Aid	2019 2 to 3 years	159,525.41	159,525.41	
TOTAL			1,471,540.97	1,471,540.97

6.2 Receivables-Disallowances/Charges account amounting to ₱98,622.57 represents the amount due from officers and employees resulting from audit disallowances/charges. Details as follows:

Notice of Disallowance (ND) /Notice of Finality of Decision (NFD) No.	Particulars	Year Aging	2022	2021 (Restated)
ND No. 10-003-101-(09)	Disallowance - Step Increment	2010 11 to 12 years	8,190.09	8,190.09
NFD No. 2021-01 ND No. 2020-001-101 (17-20)	Disallowance - Overpayment of Longevity Pay 2017 - June 2020	2021 1 year	90,432.48	100,778.12
TOTAL			98,622.57	108,968.21

For 2022, collections made from NFD No. 2021-01 amounts to ₱10,345.64.

6.3 Other Receivables consist of the following:

Debtors	Particulars	Year Aging	2022	2021 (Restated)
Jetspeed Media	Undelivered Subscriptions (publication transitioned to e-books, publishing house ceased operation during pandemic & other reasons)	2021 2 years	3,510.00	3,510.00
GS Pontillas		2021 2 years	0.00	140,422.00
STII Employees Association	5th month 2% service charges for HMO	2021 2 years	0.00	1,864.62
TOTAL			3,510.00	145,796.62

For 2022, collections made for undelivered subscriptions and other receivables amounts to ₱237,630.56 including receivables collected within the year from Jetspeed Media ₱80,100.00, Paperus Trading ₱15,243.94.

7 Inventories

Accounts	2022	2021 (Restated)
Inventories Held for Consumption		
Other Supplies and Materials Inventory	554,229.70	193,790.20
TOTAL	554,229.70	193,790.20

7.1 Office Supplies and Other Supplies and Materials Inventories are inventories held for consumption and will be expensed upon issuance of Requisition and Issue Slip (RIS) and submission of related Requisition of Supplies and Materials Issued (RSMI) Report from the GSPS.

7.2 Semi-Expendable Machinery and Equipment and Furniture and Fixtures and Books Accounts which can be classified as Office Equipment, ICT Equipment, Communication, Technical and Scientific, Furniture and Fixtures or Books are tangible items not considered as PPE. These are identifiable non-monetary assets with physical substance which meets the definition and recognition criteria of a PPE but cost is below ₱50,000.00.

8 Property, Plant and Equipment

Property, Plant and Equipment account consists of PPEs under Regular Agency Fund and Trust Fund.

Purchased PPE for CY 2022 is reported as additions. Adjustments in PPE/Accumulated Depreciation pertain to depreciation of fully depreciated PPE and other necessary reclassifications. Adjustments due to the reclassification following the guidelines of COA Circular No. 2022-04 were also presented as deduction from the carrying amount and acquisition cost.

Adjustment in carrying amount through disposal pertains to the salvage value of the lost Information and Communication Technology Equipment - LAPTOP (IBM Lenovo Y410 Notebook PN: 775732A / SN: MA-7N45V) under the accountability of Ms. Mona Carina Montevirgen. The item of PPE was then derecognized in the books upon payment made by the accountable officer.

PPE purchased under Grants-in-Aid (GIA) projects starting CY 2020 are also recorded as PPE in the Agency books per GAM.

PPE purchased under GIA earlier than 2020 are derecognized in STII books, upon liquidation of the project. Properties will be recognized as PPE upon transfer of ownership or donation from the Source/Funding Agency (Annex M, GAM Vol. I, item no. 30) and notarized Memorandum of Agreement. Request for Turnover/Transfer is already submitted to the DOST- Special Project Division (SPD) and the process is still ongoing.

No donation or any non-monetary transfer was made during the covered period.

Detailed breakdown of PPE as December 31, 2022 is as follows:

Particulars	Building	Other Structure	Office Equipment	ICT Equipment	Communication Equipment	Printing Equipment	Technical and Scientific Equipment
Carrying Amount, January 1, 2022	24,623,730.20	0.00	1,894,941.20	13,349,885.48	4,323,086.68	8,500.00	312,786.60
Additions/ Acquisitions	0.00	94,080.00	0.00	1,685,488.00	0.00	0.00	0.00
Adjustment per COA Circular 2022-004 CA/Reclass PPE	(26,593.23)	0.00	(33,154.43)	(2,900,797.32)	(309,296.12)	(0.00)	(110,667.41)
Net adjustment/ Reclass Accum. Dep.	108,193.78	0.00	35,542.91	(182,201.92)	0.00	0.00	(54,078.68)
Total	24,705,330.75	94,080.00	1,897,329.68	11,952,374.24	4,013,790.56	8,500.00	148,040.51
Disposals	0.00	0.00	0.00	(3,687.50)	0.00	0.00	0.00
Depreciation (As per Statement of Financial Performance)	(1,553,996.68)	(1,489.60)	(499,742.82)	(2,955,245.96)	(1,297,992.68)	(0.00)	(30,435.28)
Carrying Amount, December 31, 2022 (As per Statement of Financial Position)	<u>23,151,334.07</u>	<u>92,590.40</u>	<u>1,397,586.86</u>	<u>8,993,440.78</u>	<u>2,715,797.88</u>	<u>8,500.00</u>	<u>117,605.23</u>
Gross Cost (Asset Account Balance per Statement of	38,944,418.40	0.00	4,172,665.40	28,411,843.58	7,873,628.29	170,000.00	3,064,627.13

Particulars	Building	Other Structure	Office Equipment	ICT Equipment	Communication Equipment	Printing Equipment	Technical and Scientific Equipment
<i>Financial Position</i>							
Acquisitions/	0.00	94,080.00	0.00	1,685,488.00	0.00	0.00	0.00
Other Adjustments	0.00	0.00	0.00	(356,750.00)	0.00	0.00	0.00
Adjustment per COA Circular 2022-004(Gross Cost)	(150,507.21)	(0.00)	(150,507.21)	(8,769,535.32)	(600,523.80)	(0.00)	(712,522.16)
Gross Cost (Asset Account Balance per Statement of Financial Position) after Adjustment per COA Circular No.2022-004	38,793,911.19	94,080.00	3,849,359.88	20,971,046.26	7,273,104.49	170,000.00	2,352,104.97
Accumulated Depreciation as of December 31, 2022	(15,642,577.12)	(1,489.60)	(2,451,773.02)	(11,977,605.48)	(4,557,306.61)	(161,500.00)	(2,234,499.74)
Carrying Amount, December 31, 2022 (As per Statement of Financial Position)	<u>23,151,334.07</u>	<u>92,590.40</u>	<u>1,397,586.86</u>	<u>8,993,440.78</u>	<u>2,715,797.88</u>	<u>8,500.00</u>	<u>117,605.23</u>

Particulars	Other Equipment	Motor Vehicles	Other Transportation Equipment	Furniture and Fixtures	Books	Other PPE	TOTAL
Carrying Amount, January 1, 2022	1,004,747.66	4,265,332.86	3,575.00	1,479,374.85	20,123.93	1,662.00	51,287,746.46
Additions/ Acquisitions	0.00	2,460,000.00	0.00	156,800.00	0.00	0.00	4,396,368.00
Adjustment per COA Circular (CA) 2022-004/ Reclass PPE	(0.00)	(23,693.72)	(0.00)	(440,344.37)	(8,863.93)	(750.00)	(3,854,160.53)
Other adjustment/ Reclass Accum. Dep.	0.00	0.00	0.00	0.00	0.00	(912.00)	(93,455.91)
Total	1,004,747.66	6,701,639.14	3,575.00	1,195,830.48	11,260.00	0.00	51,736,498.02
<i>Disposals</i>	0.00	0.00	0.00	0.00	0.00	0.00	(3,687.50)
<i>Depreciation (As per Statement of Financial Performance)</i>	(107,348.92)	(699,259.41)	(0.00)	(505,708.44)	(0.00)	(0.00)	(7,651,219.79)
Carrying Amount, December 31, 2022 (As per Statement of Financial Position)	<u>897,398.74</u>	<u>6,002,379.73</u>	<u>3,575.00</u>	<u>690,122.04</u>	<u>11,260.00</u>	<u>0.00</u>	<u>44,081,590.73</u>
Gross Cost (Asset Account Balance per Statement of Financial Position)	1,129,988.00	7,494,250.00	71,500.00	3,890,824.80	402,478.61	33,240.00	95,659,464.21
Acquisitions/ Other Adjustments(Net)	0.00	(29,750.00)	(0.00)	(1,159,998.84)	(177,278.61)	15,000.00)	(11,938,421.46)
Gross Cost (Asset Account Balance per Statement of Financial Position) after adjustment per COA Circular No. 2022-004	1,129,988.00	9,924,500.00	71,500.00	2,887,625.96	225,200.00	0.00	87,742,420.75
Accumulated Depreciation as of December 31, 2022	(232,589.26)	(3,922,120.27)	(67,925.00)	(2,197,503.92)	(213,940.00)	0.00	(43,660,830.02)
Carrying Amount, December 31, 2022 As per Statement of Financial Position	897,408.74	6,002,379.73	3,575.00	690,122.04	11,260.00	0.00	44,081,590.73

9 Intangible Assets

Particulars	2022		
	Computer	Other Intangible Assets	Total
Carrying Amount, January 1, 2022	896,975.33	835,707.86	1,732,683.19
Additions- Purchased/Acquired through exchange or non-exchange	0.00	0.00	0.00
Adjustments	0.000	0.00	0.00
Amortization	(441,050.33)	0.00	(441,050.33)
Impairment Loss	0.00	0.00	0.00
Carrying Amount as of December 31, 2022	455,925.00	835,707.86	1,291,632.86

Other Intangible assets amounting to **₱835,707.86** were assessed to have indefinite useful life. No impairment has been made as of this reporting.

10 Other Assets

Current and Non-Current Other Assets

Particulars	2022		
	Current	Non-Current	Total
Prepayments	190,464.68	198,830.26	389,294.94
Guaranty Deposits	0.00	15,567.00	15,567.00
Other Assets	0.00	742,556.58	742,556.58
TOTAL	190,464.68	956,953.84	1,147,418.52

10.1 Advances

Advances to Special Disbursing Officer includes amounting to ₱3,133.62 in 2021 granted on the explicit authority of the Head of the Agency only to duly designated disbursing officers or employees for other legally authorized purposes. Refund of excess cash advances amounts to ₱22,552.91 and ₱41,394.99 for 2022 and 2021 respectively.

10.2 Prepayments

Prepaid Registration account amounting to ₱2,584.50 consists of unexpired portion of motor vehicles Land Transportation Office (LTO) registration.

Prepaid Insurance account amounting to ₱42,027.61 consists of unexpired portion of Insurance Premiums of STII vehicles and building to GSIS, and Fidelity Bond Premiums of Accountable Disbursing Officers.

Other Prepayments account amounting to ₱344,682.83 consists of subscriptions to Information Technology (IT) solutions, domains such as science.ph and STARBOOKS.ph and payment for Civil Service Commission Training which was moved to January 2023 from its original date of November 2022.

10.3 Guaranty Deposits

This account is composed of deposits to UBIX Corp. for the three photocopying machines located at STII FAD and IRAD amounting ₱10,567.00 and deposit to SMX Convention Center for the venue rental during the National Science and Technology Week Celebrations amounting to ₱5,000.00.

10.4 Other Assets

This account consists of unserviceable assets amounting to ₱742,556.58 waiting for final disposition adjusted as per submitted Report on Physical Count Property, Plant and Equipment (RPCPPE) and Inventory and Inspection Report of Unserviceable Property (IIRUP) 2021. These assets are not subject to depreciation. Other assets are not reclassified back to PPE for easier reconciliation with the IIRUP upon disposal.

11 Financial Liabilities

Financial liabilities are contractual obligations to other entities which consist of the following:

Accounts	2022	2021 (Restated)
Accounts Payable	4,588,219.14	7,516,829.26
Due to Officers and Employees	47,741.42	48,101.42
Due to BIR	394,038.11	1,113,855.90
Due to PhilHealth	81,158.57	0.00
Due to NGAs	11,463,616.18	10,255,769.60
Guaranty/Security Deposits Payable	313,570.00	0.00
Other Unearned Revenue	2,000.00	0.00
Trust Liabilities	0.00	21,173.00
Other Payables	17,532.56	56,133.23
TOTAL	16,907,875.98	19,011,862.41

11.1 Accounts Payable are unpaid due and demandable expenses which were obligated as of December 31, 2022 amounting to ₱4,588,219.14.

Payee	Particulars	2022
A5 Unisol Trading	Electrical Supplies	6,500.00
BayanPC Technologies Inc.	Laptop	149,998.00
BayanPC Technologies Inc.	Scanner	39,999.00
BGISIS Development Corp.	Representation	150,000.00
Blue Diamond Publishing and Printing Service	Advertisement	95,000.00
Canon Marketing (Philippines), Inc.	Canon Battery pack	47,984.00
CD Books International, Inc.	Library Books	1,968.00
Elisan International Corporation	Electrical Supplies	13,450.00
F&J De Jesus, Inc.	Library Books	10,294.00
Forefront Books Co., Inc..	Library Books	75,104.00
Golden Books Services, Inc.	Library Books	15,350.00
iEquity Technologies Corporation	Semi-Expendable Machinery and Equipment	28,600.00
iEquity Technologies Corporation	Semi-Expendable Machinery and Equipment	35,920.00
iEquity Technologies Corporation	Office Supplies	35,575.00
Innovation Printshoppe Inc.	Printing and Publication	188,670.00
Jachin Jane Aberilla	Terminal Leave Benefits	100,396.26
Libcap Super Express Corp.	Postage and Courier	39,634.40
New Century Books & Gen. Mdse.	Library Books	82,570.50
Outcomm Inc.	Advertisement	1,411,200.00
Richville Hotel Management, Inc.	Representation	496,831.18
Sunshine Officelink Ventures Corp.	Office Supplies	32,000.00
The Heritage Hotel Manila	Rental	771,100.00
Tolete's Food Services (Eden T. Maldia)	Representation	9,000.00
TripplesPH Corporation	Advertisement	365,750.00

Payee	Particulars	2022
Vastcon Asia Construction Inc.	Semi-Expendable Furniture and Fixtures	49,996.80
Vastcon Asia Construction Inc.	Repair and Maintenance - Building	335,328.00
TOTAL		4,588,219.14

Accounts Payable of Grants-In-Aid projects due for payment also included in this account. Upon payment, Due to NGAs account will be credited for liquidated projects. Accounts Payable paid ₱5,126,149.07 in 2022.

Not Yet Due and Demandable Accounts Payable (NYDDAP) which are items obligated in 2021 but not yet due for payment amounts to ₱8,677,273.30 for Regular Fund and none for Trust Fund.

Due to Officers and Employees are deposits made to STII ATM Payroll account for refund or reconciliation, as applicable, after the year covered amounting to ₱47,741.42. Reconciliation is ongoing for adjusting entry as may be applicable.

11.2 Inter-Agency Payables

11.2.1 Due to BIR Account amounting to ₱394,038.11 consists of taxes withheld from officers/employees and suppliers to be remitted to BIR in January 2023.

11.2.2 Due to PhilHealth Account amounting to ₱81,158.57 consists of differential contributions of plantilla employees per PhilHealth Advisory No. 2022-010 based on the Universal Health Care Act for remittance to PhilHealth upon advice based on their Electronic Premium Remittance System (EPRS).

11.2.3 Due to NGAs Account amounting to ₱11,463,616.18 consists of receipt of funds as authorized by law and fund transfers from NGAs for the implementation of specific programs/projects and other inter agency transactions pending liquidation/reconciliation from Funding Agency.

Project Title	2022	2021 (Restated)
ASeLS-Augmenting and Strengthening the eLibrary Services (ASeLS) in the Regional R&D Consortia Base	4,999,672.00	0.00
STARBOOKS (P1): Development & Deployment of STARBOOKS Nature to Promote Wildlife Preservation, Environmental Education, and Ecotourism in Protected Areas in Negros Oriental (Phase 1)	1,461,696.00	0.00
Rizal the Filipino Scientist Promotional Campaign	0.00	3,531,542.59

Project Title	2022	2021 (Restated)
AKNEL-Accelerating the Establishment of the DOST-PCAARRD Knowledge of e-Libraries	1,066,124.86	2,714,426.75
Promotion of 2021 NSTW Celebration	626,522.30	665,301.04
Science Content Transformation and Visualization for DRR	601,406.91	601,406.91
Iba na ang Panahon: Science for Safer Communities	564,152.55	564,152.55
Strategic Communication Intervention for NOAH Program	389,327.23	389,327.23
STARBOOKS (DOST-GIA)	276,623.56	276,623.56
Modernization of PSHS Library	217,233.48	217,233.48
Learning and Development Courses (HRDP)	188,243.00	217,168.00
NSTW 2020	184,940.62	184,940.62
SFTP-Project 5:Score	175,981.47	175,981.47
HOMOMICH	125,737.25	125,737.25
KNeL YEAR 2	96,077.74	96,077.74
Becoming a Science Nation: Demonstrating Results Program	80,228.61	80,228.61
K NeL- Establishing DOST-PCAARRD Knowledge Network of e-Libraries	73,403.57	78,341.77
CHED Grant for Philippine Journal of Science (PJS)	71,883.79	71,883.79
SFTP-Project 1: DOSTv Broadcast and Webmedia	68,399.57	68,399.57
NSTW 2019	62,293.04	62,293.04
DPITC e-Library	51,029.86	51,029.86
Financial Assistance INAP : Aurora	36,474.95	36,474.95
NSTW 2017	19,845.00	19,845.00
Cash Reverted to National Treasury (adjusted)	14,020.82	14,020.82
Guaranty Deposits – NSTW	5,000.00	5,000.00
Changing the Mindset: IEC Campaign	3,882.31	3,882.31
SFTP-Project 3:Doubling the Reach (IEC) Campaign	1,960.23	1,960.23
Financial Assistance INAP: Pampanga	1,110.47	1,110.47
Excess amount thru electronic fund transfer to Int'l Association of Business Communication	0.00	1,035.00
Financial Assistance INAP:Tarlac	345.00	345.00

Project Title	2022	2021 (Restated)
Adjustment	(0.01)	(0.01)
TOTAL	11,463,616.18	10,255,769.60

Reconciliation for these unliquidated projects is ongoing with the DOST-Special Project Division (SPD) and DOST Central Office. Due to NGAs amount will be adjusted accordingly after confirmation of balances with the Funding Agency and corresponding accounting entries will be made once STII receives the certificate of full liquidation or Journal Entry Voucher (JEV) from the Funding Agency.

11.3 Guaranty/Security Deposit Payable refers to performance security/bond from various suppliers to guaranty faithful performance of their contract and for return once contract has been fulfilled amounting to ₱313,570.00.

SUPPLIER	2022
TripplesPH Corporation - 1 Production & Promotion of STARBOOKS Campaign	52,250.00
TripplesPH Corporation - Social Media Integration and Search Engine Optimization	78,000.00
Social Weather Stations - Commissioning Conduct of DOST S&T Awareness Survey	50,000.00
Innovation Printshoppe, Inc. - Printing of DOST-STII Publications for FY 2022	68,320.00
Megatexts,Phils.Inc. - 55 Titles Library eBooks	25,000.00
LRN Ventures, Inc. - Upgrading of STARBOOKS Mobile Apps Enhancing Use	40,000.00
TOTAL	313,570.00

11.4 Other Unearned Revenue refers to the advance payment of GS Pontillas for the three-year subscription of PJS Volume 152 (2023) and Volume 153 (2024) amounting to ₱1,000.00 per year or a total of ₱2,000.00.

11.5 Trust Liabilities account is used to recognize the receipt of amount held in trust for specific purpose. In 2021, this includes the amount held in trust for the premature payment of Disallowance of Longevity Pay per ND No. 2020-001-101 (2017-2020), already closed due to finality of decision per NFD No. 2021-001.

11.6 Other payables refer to deductions made from employees' salary for remittance to various payees ₱17,532.56.

STII has no pending lawsuits and there is no unbooked prior year obligation.

12 Accumulated Surplus/(Deficit)

Accumulated Surplus/(Deficit) Account with a total balance of ₱42,088,192.95 consist of the cumulative results of normal and continuous operations of the agency and a current year balance amounting to (₱1,957,227.10) as of December 30, 2022 net of changes in net

assets/equity for the calendar year amounting to (₱836,422.92). There are prior period adjustments amounting to (₱1,816,493.12).

13 Service, Business and Other Income

Particulars	2022	2021 (Restated)
Service Income		
<i>Fines and Penalties</i>	103,866.54	46,847.43
<i>Other Service Income</i>	69,169.73	44,695.39
<i>Sub-total Service Income</i>	173,036.27	91,542.82
Business Income		
<i>Income from Printing and Publication</i>	83,108.40	41,650.25
<i>Rent/Lease Income</i>	15,000.00	22,750.00
<i>Interest Income</i>	94.61	50.25
<i>Sub-total Business Income</i>	98,203.01	64,450.50
TOTAL	271,239.28	155,993.32

13.1 Service income from regular operations is attributed to fines and penalties derived from delayed deliveries from suppliers and other service income such as sale of bid documents, sale of valueless records and photocopying fee.

13.2 Business income comes from the Income from Printing of Philippine Journal of Science (PJS), Rent/Lease Income and Interest Income.

Income from Printing and Publication Account amounting to ₱83,108.40 for 2022 is coming from the proceeds from sale of PJS for this year which is deposited in a government depository bank under a separate current account. Such income accumulated is used to defray the cost of preparing, printing, and disseminating these journals. This will eventually be remitted to the BTr once all requisites in closing the AGDB accounts are done.

Rent/Lease Income is generated from the management share of facilities or canteen rentals. This is deposited in STII BTr account.

Interest Income amounting to ₱94.61 is the interest derived from the AGDB account where Income from PJS is deposited. This is remitted to the BTr per DOF Circular No. 01-2017.

13.3 Subsidy from National Government

Notice of Cash Allocations (NCAs) received from the DBM for payment of expenses for operational requirements, Retirement and Life Insurance Premiums (RLIP), and other liabilities are as follows:

Particulars	2022
NCA (MDS-Regular Fund)	107,058,922.00
Tax Remittance Advice to BIR	7,368,199.41
Less: Reverted/unutilized FY 2022 NCA	(3,622,809.72)
Subsidy from National Government as of December 31, 2022	110,804,311.69

13.4 Income from Grants and Donation

This includes donated properties amounting to ₱4,215,186.33 for 2 brand new Grand Starex and various GIA equipment in 2021 and none for 2022.

13.5 Other Non-Operating Income-Miscellaneous Income

This includes income not classified under Business and Service Income such as income realized from lost assets due to payment by an accountable officer amounting to ₱6,221.25.

13.6 Loss on Sale of Assets

This reflects disposal of unserviceable PPE per IIRUP through sale below carrying amount amounting to ₱166,623.17 for 2022.

14 Personnel Services

These are expenses incurred for payment of services rendered by STII employees occupying regular and casual/contractual plantilla positions.

14.1 Salaries and Wages

The salaries and wages for regular employees amounted to ₱27,176,156.92 and ₱27,154,906.68 for the period ended December 31, 2022 and December 31, 2021 respectively.

The salaries and wages for Casual/Contractual employees amounted to ₱2,107,794.06 and ₱c for the period ended December 31, 2022 and December 31, 2021 respectively.

14.2 Other Compensation

Particulars	2022	2021 (Restated)
Personal Economic Relief Allowance (PERA)	1,473,590.91	1,466,931.79
Representation Allowance (RA)	278,000.000	269,000.00
Transportation Allowance (TA)	162,500.00	117,500.00
Clothing/Uniform Allowance	378,000.00	372,000.00

Particulars	2022	2021 (Restated)
Subsistence Allowance	1,602,937.75	1,026,142.00
Laundry Allowance	266,326.73	161,448.18
Honoraria	234,000.00	255,250.00
Hazard Pay	3,056,837.28	3,343,955.60
Longevity Pay	1,615,552.31	1,517,754.32
Overtime and Night Pay	73,115.22	33,878.26
Year End Bonus	2,499,915.70	2,391,343.15
Cash Gift	313,000.00	309,000.00
Other Bonuses and Allowances (includes Mid-year Bonus)	5,605,224.80	5,165,812.00
TOTAL	17,559,000.70	16,430,015.30

These are allowances, benefits, incentives, and bonuses granted to officials and employees of STII who are expressly authorized by law to receive such compensation. In addition, Hazard Pay, Longevity Pay, Subsistence Allowance, and Laundry Allowance are Magna Carta Benefits for S&T Personnel pursuant to DBM-DOST Joint Circular No. 001 dated June 25, 2013 Series of 2013.

14.3 Personnel Benefit Contribution

These are the agency's share in premium contributions to the GSIS, HDMF, and PhilHealth.

Particulars	2022	2021 (Restated)
Retirement and Life Insurance Premiums	3,459,034.20	3,433,665.00
Pag-IBIG Contributions	73,000.00	73,500.00
PhilHealth Contributions	488,553.92	392,743.99
Employees Compensation Insurance Premiums	72,700.00	73,400.00
TOTAL	4,093,288.12	3,973,308.99

14.4 Other Personnel Benefits

Include Terminal Leave Benefits (TLB), monetization of leave credits, loyalty pay and other incentives of STII employees.

Particulars	2022	2021 (Restated)
Terminal Leave Benefits	737,275.29	443,128.06
Other Personnel Benefits/ Monetization of Leave Credits	1,581,172.63	1,746,075.89

Particulars	2022	2021 (Restated)
TOTAL	2,318,447.92	2,189,203.95

15 Maintenance and Other Operating Expenses

Total MOOE recorded in the books of accounts are the cost frequently incurred by the agency in its operation such as Training, Traveling, Supplies and Materials, Utilities, Communication, Professional Services, General Services, Repairs and Maintenance, Taxes, Insurance Premiums and Other Fees, Labor and Wages, Advertising, Printing and Binding, Representation, Transportation and Delivery, Rent/Lease, Subscription, and others.

15.1 Traveling Expenses

The total traveling expenses - local of the agency amounted to ₱1,400,941.77 and ₱133,653.00 as at the period ended December 31, 2022 and December 31, 2021 respectively. No traveling expenses - foreign was incurred during and as of both periods.

15.2 Training and Scholarship Expenses

The total training expenses of the agency amounted to ₱1,281,245.07 and ₱75,850.00 as at the period ended December 31, 2022 and December 31, 2021, respectively.

15.3 Supplies and Materials Expenses

Particulars	2022	2021 (Restated)
Office Supplies Expenses	451,373.75	514,902.28
Accountable Forms Expenses	1,600.00	3,100.00
Fuel, Oil and Lubricants Expenses	524,678.53	207,885.75
Other Supplies and Materials Expenses	2,714,202.86	1,548,451.74
TOTAL	3,691,855.14	2,274,339.77

15.4 Semi-Expendable Expenses

Particulars	2022	2021 (Restated)
Semi-Expendable Machinery and Equipment Expenses	972,965.71	889,079.40
Semi-Expendable Furniture, Fixtures and Books Expenses	1,025,036.74	1,119,357.03
TOTAL	1,998,002.45	2,008,436.43

15.5 Utility Expenses

Particular	2022	2021 (Restated)
Water Expenses	467,901.80	213,266.12

Particular	2022	2021 (Restated)
Electricity Expenses	3,100,505.19	2,335,758.52
TOTAL	3,568,406.99	2,549,024.64

15.6 Communication Expenses

Particular	2022	2021 (Restated)
Postage and Courier Services	520,666.31	657,585.56
Telephone Expenses	164,918.22	263,888.69
Internet Subscription Expenses	108,000.00	206,600.00
TOTAL	793,584.53	1,128,074.25

15.7 Awards/Rewards Expenses amounting to ₱52,000.00 and ₱30,000.00 was paid to STII PRAISE award winners as at the period ended December 31, 2022 and December 31, 2021 respectively.

15.8 Confidential, Intelligence and Extraordinary Expenses

The total extraordinary and miscellaneous expenses paid amounted to ₱135,600.00 for both periods ending December 31, 2022 and December 31, 2021.

15.9 Professional Services

Particular	2022	2021 (Restated)
Legal Services	285,100.00	287,000.00
Auditing Services*	0.00	0.00
Consultancy Services	310,000.00	1,623,560.00
Other Professional Services	3,689,591.41	12,260,524.72
TOTAL	4,284,691.41	14,171,084.72

**Wages of contract of service staff assigned to COA charged to Labor and Wages account.*

15.10 General Services

Particular	2022	2021 (Restated)
Janitorial Services	1,131,309.39	1,242,534.46
Security Services	1,491,392.77	1,670,868.13
TOTAL	2,622,702.16	2,913,402.59

15.11 Repairs and Maintenance

Particular	2022	2021 (Restated)
Repairs and Maintenance – Building and Other Structures	1,990,171.69	1,490,713.79
Repairs and Maintenance – Machinery and Equipment	73,830.00	89,644.62
Repairs and Maintenance – Transportation Equipment	265,584.12	254,310.26
Repairs and Maintenance – Semi- Expandable Machinery and Equipment	18,210.00	6,115.38
TOTAL	2,347,795.81	1,840,784.05

15.12 Taxes, Insurance Premiums and Other Fees

Particular	2022	2021 (Restated)
Taxes, Duties and Licenses	24,605.60	9,045.75
Fidelity Bond Premiums	59,013.42	61,973.09
Insurance Expenses	186,475.96	62,089.92
TOTAL	270,094.98	133,108.76

15.13 Labor and Wages

The total labor and wages paid to individuals hired under Contract of Services (COS) amounted to ₱10,538,614.68 and ₱10,543,449.52 as at the period ended December 31, 2022 and December 31, 2021 respectively. For 2022, STII is still directly hiring COS per DBM-COA Joint Circular No. 2 series of 2020.

15.14 Other Maintenance and Operating Expenses

Particular	2022	2021 (Restated)
Advertising Expenses	8,355,763.51	10,140,612.19
Printing and Publication Expenses	1,830,355	3,048,554.25
Representation Expenses	4,206,646.68	1,164,434.54
Transportation and Delivery Expenses	19,673.00	49,286.00
Rent/Lease Expenses	463,556.66	271,407.09
Subscription Expenses	3,348,424.64	3,001,624.50
Other Maintenance and Operating Expenses	768,554.92	859,314.20

Particular	2022	2021 (Restated)
TOTAL	18,992,974.41	18,535,232.77

16 Non-Cash Expenses

Non-Cash Expenses amounting to ₱7,639,179.03 includes Depreciation Expenses ₱7,194,441.20, Amortization of Intangible Asset ₱441,050.33 and Loss of Assets ₱3,687.50.

16.1 Depreciation

Depreciation Expenses for December 2022 pertains to depreciation of PPE acquired as of December 31, 2022 with acquisition cost amounting to ₱50,000.00 and above pursuant to COA Circular No. 2022-04. Details as follows:

Particular	2022	2021 (Restated)
Depreciation – Building and Other Structures	1,555,486.28	1,586,675.92
Depreciation – Machinery and Equipment	4,438,835.79	4,773,211.23
Depreciation – Transportation Equipment	699,259.41	149,302.70
Depreciation – Furniture, Fixtures and Books	500,859.72	512,498.82
TOTAL	7,194,441.20	7,021,688.67

16.2 Amortization

Amortization – Intangible Asset account pertains to current year amortization of Computer Software. The total amortization expenses of the agency amounted to ₱441,050.33 and ₱299,588.00. for the period ended December 31, 2022 and December 31, 2021 respectively.

16.3 Loss of Asset

This represents the carrying amount of the lost ICT equipment of Ms. Mona Montevirgen amounting to ₱3,687.50. The item of PPE was derecognized in the books upon payment made by the accountable officer.

17 Receipt of NCA for Trust and Inter-Agency Fund Transfer

NCA No.	Project Title	2022
BMB-F-22-0001870	Promotion of the 2021 National Science and Technology Week (NSTW) Virtual Celebration; Accelerating DOST PCAARRD Knowledge Networks of e-Libraries; Rizal the Filipino Scientist Promotional Campaign, and Learning and Development Courses	6,202,143.00
BMB-F-22-0005051	Accelerating the Establishment of the DOST-PCAARRD Knowledge Network of e-Libraries	1,008,340.00
TOTAL		7,210,483.00

17.1 Receipt of Inter-Agency Fund Transfer

Project Title	2022
Augmenting and Strengthening the eLibrary Services in the Regional R&D Consortia Base Agencies	4,999,672.00
STARBOOKS (P1): Development & Deployment of STARBOOKS Nature to Promote Wildlife Preservation, Environmental Education, and Ecotourism in Protected Areas in Negros Oriental (Phase 1)	1,461,696.00
TOTAL	6,461,368.00

18 Related Party Transactions

18.1 Key Management Personnel

The key management personnel of the Science and Technology Information Institute are the members of the executive committee. The executive committee consists of the agency's Division Chiefs and the Head of the Agency.

18.2 Key Management Personnel Compensation

The aggregate remuneration of members of the executive committee and the number of members determined on a full-time equivalent basis receiving remuneration within this category, are

Particulars	No. of personnel receiving remuneration	Aggregate Remuneration As of December 31, 2022
Salaries and Wages	4	4,485,834.00
Allowances and Other Benefits	4	2,729,051.19
Discretionary Allowance and/or Extra ordinary and Misc. Expenses	1	135,600.00
Total Compensation and Benefits		7,350,485.19

19 Budget Information

Movement in Budget as of December 31, 2022:

Current Appropriations	PS	MOOE	CO	TOTAL
Agency Specific Budget	48,572,816.72	53,472,189.81	2,827,039.53	104,872,046.06
Automatic Appropriations	3,459,034.20	0.00	0.00	3,459,034.20
Special Purpose Fund	1,224,836.80	0.00	0.00	1,224,836.80
Total Current Appropriations	53,256,687.72	53,472,189.81	2,827,039.53	109,555,917.06


Continuing Appropriations	PS	MOOE	CO	TOTAL
Agency Specific Budget	0.00	3,478,162.63	375,043.47	3,853,206.10
Automatic Appropriations	0.00	0.00	0.00	0.00
Special Purpose Fund	0.00	0.00	0.00	0.00
Total Continuing Appropriations	0.00	3,478,162.63	375,043.47	3,853,206.10

20 Adoption of Enhanced Electronic National Government Accounting System (eNGAS) Version 2.1.0


The agency adopted the Enhanced eNGAS version 2.0.0 last June 2015. Accumulated balances as of May 31, 2015 were used as the beginning balances during the setting-up of accounts. Starting 2017, the agency already adopted the eNGAS version 2.1.0.

The agency is currently testing the UAT environment of eNGAS version 2.1.0 of January 18, 2021, to effect the updates especially the Revised Chart of Accounts in compliance with COA Circular No. 2020-001 dated January 8, 2020.

Certified Correct by:


MA. AURORA FEL. DAYANGCO
Accountant III
License No. 134293

Noted by:


ARLENE E. CENTENO
FAD Chief