

MONTHLY PHYSICAL PERFORMANCE REPORT

As of October 31, 2013


Department: DEPARTMENT OF SCIENCE AND TECHNOLOGY

Agency: SCIENCE AND TECHNOLOGY INFORMATION INSTITUTE

Key Programs/Activities/Projects (P/A/Ps) and Performance Indicators	Targets		Actual	% of	Reason for Under/Over Performance (Variance)	BAR NO. 1
	FY 2013 (Annual)	Jul-Dec (2nd Sem.)	As of October 31	Accomp.		Catch-Up Plan/Strategy for the 2nd Semester, FY 2013
	(1)	(2)				
<b>MFO 1: S&amp;T Information Services</b>						
No. of clients served	260,000	130,000	655,989	252.3%		
No. of databases maintained	26	26	26	100.0%		
No. of publications issued	28	14	17	60.7%		
No. of training and consultancy conducted	36	18	59	163.9%		
No. of library collections acquired	1,200	600	774	64.5%		
<b>MFO 2: S&amp;T Promotion Services</b>						
No. of promotion materials developed/produced	935	465	922	98.6%		
No. of promotion services conducted	1,650	750	5,135	311.2%		

Prepared by:

  
BENEDICTO P. ARGARAN  
Spvg SRS/Planning Officer

  
CECILLE ROSE B. RAMOS  
Adm'n. Officer V


Certified Correct by:

  
ARLENE E. CENTENO  
Chief-EAD

Approved by:

  
RAYMUND E. LIBORO  
Asec./OIC-STII

*Alma MB*







**MONTHLY PHYSICAL PERFORMANCE REPORT**

As of September 30, 2013

Department: DEPARTMENT OF SCIENCE AND TECHNOLOGY

Agency: SCIENCE AND TECHNOLOGY INFORMATION INSTITUTE


					BAR NO. 1	
Key Programs/Activities/Projects (P/A/Ps) and Performance Indicators	Targets		Actual	% of Accomp.	Reason for Under/Over Performance (Variance)	Catch-Up Plan/Strategy for the 2nd Semester, FY 2013
	FY 2013 (Annual)	Jul-Dec (2nd Sem.)	As of September 30			
(1)	(2)	(3)	(4)	(5) = (4/3)	(6)	(7)
<b>MFO 1: S&amp;T Information Services</b>						
No. of clients served	260,000	130,000	596,363	229.4%		
No. of databases maintained	26	26	26	100.0%		
No. of publications issued	28	14	17	60.7%		
No. of training and consultancy conducted	36	18	50	138.9%		
No. of library collections acquired	1,200	600	669	55.8%		
<b>MFO 2: S&amp;T Promotion Services</b>						
No. of promotion materials developed/produced	935	465	877	93.8%		
No. of promotion services conducted	1,650	750	5,041	305.5%		
<p>Prepared by:  <b>BENEDICT P. CAGAANAN</b> Spvg. SRS/Planning Officer</p> <p>Certified Correct by:  <b>CECILLE ROSE B. RAMOS</b> Admn. Officer V</p> <p>Approved by:  <b>ARLENE E. CENTENO</b> Chief-FAD</p> <p> <b>RAYMUND E. LIBORO</b> Asec./OIC-STII</p>						

received by  
  
134100



**MONTHLY PHYSICAL PERFORMANCE REPORT**  
As of August 31, 2013

Department: **DEPARTMENT OF SCIENCE AND TECHNOLOGY**  
Agency: **SCIENCE AND TECHNOLOGY INFORMATION INSTITUTE**

Key Programs/Activities/Projects (P/A/Ps) and Performance Indicators	Targets		Actual	% of Accomp.	Reason for Under/Over Performance (Variance)	BAR NO. 1
	FY 2013 (Annual)	Jul-Dec (2nd Sem.)				As of August 31
	(1)	(2)	(3)	(4)		
<b>MFO 1: S&amp;T Information Services</b>						
No. of clients served	260,000	130,000	501,175	192.8%	Department of Budget and Management 06 SEP 2013 By: <i>Juan</i> BUDGET & MANAGEMENT BUREAU-8	
No. of databases maintained	26	26	26	100.0%		
No. of publications issued	28	14	5	17.9%		
No. of training and consultancy conducted	36	18	43	119.4%		
No. of library collections acquired	1,200	600	593	49.4%		
<b>MFO 2: S&amp;T Promotion Services</b>						
No. of promotion materials developed/produced	935	465	822	87.9%		
No. of promotion services conducted	1,650	750	4,968	301.1%		

Prepared by:  
  
**BENEDICT P. CAGAANAN**  
Spvg. SRS/Planning Officer

Certified Correct by:  
  
**CECILLE ROSE B. RAMOS**  
Admin. Officer V

Approved by:  
  
**ARLENE E. CENTENO**  
Chief-FAD 9/05/13

Approved by:  
  
**RAYMUND E. LIBORO**  
Asec./OIC-STII