

QUARTERLY REPORT OF INCOME
For the Quarter Ending March, 2013


BAR No. 3

Department/Agency:
Fund Code:

Department of Science and Technology / Science & Technology Information Institute
101

| CLASSIFICATION / SOURCES OF INCOME | ACTUAL INCOME COLLECTIONS FOR THE QUARTER | | | | CUMULATIVE INCOME COLLECTIONS TO DATE | CUMULATIVE INCOME DEPOSITED WITH BTR | REMARKS |
|--|---|--------------|------------------|------------------|---------------------------------------|--------------------------------------|---------|
| | FIRST MONTH | SECOND MONTH | THIRD MONTH | TOTAL | | | |
| SALES REVENUE | | | | | | | |
| 1. Sale of Journals*** | | | | | | | |
| 1.1 Phil. Journal of Science | 3,000.00 | - | 10,000.00 | 13,000.00 | 13,000.00 | | |
| 2. Publications | | | | | | | |
| 2.1 Tekno-Tulong | - | - | - | - | - | - | |
| SUB-TOTAL | 3,000.00 | - | 10,000.00 | 13,000.00 | 13,000.00 | - | |
| MISCELLANEOUS OPERATING AND SERVICE INCOME | | | | | | | |
| 1. Library Services (Photocopying) | - | - | - | - | - | - | |
| 2. Canteen Rental | - | - | 4,000.00 | 4,000.00 | 4,000.00 | 4,000.00 | |
| 3. Miscellaneous Income | - | - | - | - | - | - | |
| SUB-TOTAL | - | - | 4,000.00 | 4,000.00 | 4,000.00 | 4,000.00 | |
| GRAND TOTAL | 3,000.00 | - | 14,000.00 | 17,000.00 | 17,000.00 | 4,000.00 | |

***Proceeds from sale of the PJS are used to defray the cost of preparing, printing and disseminating of these journals and any excess are remitted to the National Treasury (Sec. 11 Gen. Prov. of RA#10352 General Provisions Act FY 2013).

Certified Correct:

MARILOU C. LEE LIAN
Accountant III

Submitted By:

RAYMUND E. LIBORO
Director

QUARTERLY REPORT OF INCOME
For the Quarter Ending June, 2013

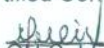
BAR No. 3

Department/Agency:
Fund Code:

Department of Science and Technology / Science & Technology Information Institute
101

| CLASSIFICATION / SOURCES OF INCOME | ACTUAL INCOME COLLECTIONS FOR THE QUARTER | | | | CUMULATIVE INCOME COLLECTIONS TO DATE | CUMULATIVE INCOME DEPOSITED WITH BTR | REMARKS |
|--|---|--------------|-------------|-----------|---------------------------------------|--------------------------------------|---------|
| | FIRST MONTH | SECOND MONTH | THIRD MONTH | TOTAL | | | |
| SALES REVENUE | | | | | | | |
| 1. Sale of Journals*** | | | | | | | |
| 1.1 Phil. Journal of Science | - | - | 10,880.40 | 10,880.40 | 10,880.40 | | |
| 2. Publications | | | | | | | |
| 2.1 Tekno-Tulong | - | - | - | - | - | - | |
| SUB-TOTAL | - | - | 10,880.40 | 10,880.40 | 10,880.40 | - | |
| MISCELLANEOUS OPERATING AND SERVICE INCOME | | | | | | | |
| 1. Library Services (Photocopying) | 497.00 | 192.00 | - | 689.00 | 689.00 | 689.00 | |
| 2. Canteen Rental | - | - | - | - | - | - | |
| 3. Miscellaneous Income | - | 11,500.00 | - | 11,500.00 | 11,500.00 | 11,500.00 | |
| SUB-TOTAL | 497.00 | 11,692.00 | - | 12,189.00 | 12,189.00 | 12,189.00 | |
| GRAND TOTAL | 497.00 | 11,692.00 | 10,880.40 | 23,069.40 | 23,069.40 | 12,189.00 | |


***Proceeds from sale of the PJS are used to defray the cost of preparing, printing and disseminating of these journals and any excess are remitted to the National Treasury (Sec. 11 Gen. Prov. of RA#10352 General Provisions Act FY 2013).

Certified Correct:

MARILOU C. LEELIAN
Accountant III

Budget and Management

09 JUL 2013

BUDGET & MANAGEMENT BUREAU-E

Submitted By:

RAYMUND E. LIBORO
Director

132636

QUARTERLY REPORT OF INCOME
For the Quarter Ending September, 2013

BAR No. 3

Department/Agency:
Fund Code:

Department of Science and Technology / Science & Technology Information Institute
101

| CLASSIFICATION / SOURCES OF INCOME | ACTUAL INCOME COLLECTIONS FOR THE QUARTER | | | | CUMULATIVE INCOME COLLECTIONS TO DATE | CUMULATIVE INCOME DEPOSITED WITH BTR | REMARKS |
|--|---|-----------------|-----------------|------------------|---------------------------------------|--------------------------------------|---------|
| | FIRST MONTH | SECOND MONTH | THIRD MONTH | TOTAL | | | |
| SALES REVENUE | | | | | | | |
| 1. Sale of Journals*** | | | | | | | |
| 1.1 Phil. Journal of Science | 4,000.00 | 800.00 | 9,200.00 | 14,000.00 | 14,000.00 | | |
| 2. Publications | | | | | | | |
| 2.1 Tekno-Tulong | - | - | 300.00 | 300.00 | 300.00 | 300.00 | |
| SUB-TOTAL | 4,000.00 | 800.00 | 9,500.00 | 14,300.00 | 14,300.00 | 300.00 | |
| MISCELLANEOUS OPERATING AND SERVICE INCOME | | | | | | | |
| 1. Library Services (Photocopying) | 264.00 | 300.00 | - | 564.00 | 564.00 | 564.00 | |
| 2. Canteen Rental | - | - | - | - | - | - | |
| 3. Miscellaneous Income | - | - | - | - | - | - | |
| SUB-TOTAL | 264.00 | 300.00 | - | 564.00 | 564.00 | 564.00 | |
| GRAND TOTAL | 4,264.00 | 1,100.00 | 9,500.00 | 14,864.00 | 14,864.00 | 864.00 | |

***Proceeds from sale of the PJS are used to defray the cost of preparing, printing and disseminating of these journals and any excess are remitted to the National Treasury (Sec. 11 Gen. Prov. of RA#10352 General Provisions Act FY 2013).

Certified Correct:

Mari Lou C. Leelian
MARILOU C. LEELIAN
Accountant III

08 OCT 2013
By: *Jesay* 3:15 PM
BUDGET & MANAGEMENT BUREAU

Submitted By:

Raymund E. Liboro
RAYMUND E. LIBORO
Asec.-DOST / OIC-STII