


MONTHLY PHYSICAL PERFORMANCE REPORT


as of March 31, 2014


Department: DEPARTMENT OF SCIENCE AND TECHNOLOGY


Agency: SCIENCE AND TECHNOLOGY INFORMATION INSTITUTE

Programs/Activities/Projects (P/A/Ps)	Major Final Output and Performance Indicators	Physical Targets		Accomplishment	% of Accompl.	Variance	Remarks
		Annual	Jan-June				
(1)	(2)	(3)	(4)	(5)	(6)	(7)	(8)
A.II.a.01 Operation of Science and Technology Center for Information Services	MFO 1 : Science and Technology Information Services						
	PI set 1 Science and Technology Information Reference Services						
	Quantity Number of clients served	287,808	143,904	293,694	102%		
	Quality Percentage of clients who rate the service as satisfactory or better	90%	90%	95%	95%		
A.II.a.02 Implementation of Science and Technology Promotion and Advocacy Program	Timeliness Percentage of inquiries where reference materials were provided within 5 minutes	90%	90%	90%	90%		
	PI set 2 Science and Technology Promotion Services						
	Quantity Number of promotion services rendered	547	274	141	26%		
	Quality Percentage of client who rate the service as satisfactory or better	90%	90%	90%	90%		
	Timeliness Percentage of services rendered monthly	90%	90%	104%	104%		

Prepared by:  BENEDICT P. CAGAMAN  
Spvg. SRS/Planning Officer

 CECILLE ROSE B. RAMOS  
Admin. Officer V

Noted by:  ROSIE R. ALMOCERA  
OIC-FAD

Approved by:  RAYMUND E. LIBORO  
Asec./OIC-STII

## MONTHLY PHYSICAL PERFORMANCE REPORT

as of February 28, 2014

Department: DEPARTMENT OF SCIENCE AND TECHNOLOGY

Agency: SCIENCE AND TECHNOLOGY INFORMATION INSTITUTE

Programs/Activities/Projects (P/A/Ps)	Major Final Output and Performance Indicators	Physical Targets		Accomplishment	% of Accomp.	Variance	Remarks
		Annual	Jan-June				
(1)	(2)	(3)	(4)	(5)	(6)	(7)	(8)
A.II.a.01 Operation of Science and Technology Center for Information Services	MFO 1 : Science and Technology Information Services						
	PI set 1 Science and Technology Information Reference Services						
	Quantity Number of clients served	287,808	143,904	177,501	62%		
	Quality Percentage of clients who rate the service as satisfactory or better	90%	90%	91%	91%		
A.II.a.02 Implementation of Science and Technology Promotion and Advocacy Program	Timeliness Percentage of inquiries where reference materials were provided within 5 minutes	90%	90%	97%	97%		
	PI set 2 Science and Technology Promotion Services						
	Quantity Number of promotion services rendered	547	274	97	18%		
	Quality Percentage of client who rate the service as satisfactory or better	90%	90%	90%	90%		
	Timeliness Percentage of services rendered monthly	90%	90%	108%	108%		

Prepared by:

Approved by:

  
 BENEDICT P. CAGAANAN  
 Spvg. SRS/ Planning Officer

  
 CECILLE ROSE B. RAMOS  
 Admin. Officer V

Noted by:

  
 ROSIE R. ALMOCERA  
 OIC-FAD

  
 RAYMUND E. LIBORO  
 Asec./OIC-STII