

**QUARTERLY PHYSICAL REPORT OF OPERATION**  
as of quarter ending March 31, 2016

BAR No. 1

Department : Department of Science and Technology  
Agency : SCIENCE AND TECHNOLOGY INFORMATION INSTITUTE  
Organizational Code : 190190000000

x	Current Year Approp.
	Supplemental Approp.
	Continuing Approp.
	Off Budget Account

Particulars	UACS Code	Physical Targets					Physical Accomplishments					Variance as of March 31	Remarks
		1st Quarter	2nd Quarter	3rd Quarter	4th Quarter	Total	1st Quarter	2nd Quarter	3rd Quarter	4th Quarter	Total*		
1	2	3	4	5	6	7=(3+4+5+6)	8	9	10	11	12=(8+9+10+11)	13	14
<b>Part A</b>													
<b>I. OPERATIONS</b>													
MFO 1: Science and Technology Information Services	301000000												
PI 1: Science and Technology Information Reference Services	101000000												
Number of clients served		71,952	71,952	71,952	71,952	287,808	378,040				378,040	306,088	
Percentage of clients who rate the service as satisfactory or better		90%	90%	90%	90%	90%	113%				113%	23%	
Percentage of inquiries where reference materials were provided within 5 minutes		90%	90%	90%	90%	90%	113%				113%	23%	
PI 2: Science and Technology Promotion Services	102000000												
Number of promotion services rendered		138	143	141	140	562	271				271	133	
Percentage of client who rate the service as satisfactory or better		90%	90%	90%	90%	90%	90%				90%	0%	
Percentage of services rendered monthly		90%	90%	90%	90%	90%	155%				155%	65%	

\*average percentage per quarter

Prepared by:

In coordination with:

Approved by:

BENEDICT P. CAGAANAN  
Spvg. SRS/Planning Officer

ARLENE E. CENTENO  
Chief-FAD 4/22/14

RICHARD P. BURGOS  
Director

## MONTHLY PHYSICAL PERFORMANCE REPORT

as of January 31, 2016

Department: DEPARTMENT OF SCIENCE AND TECHNOLOGY

Agency: SCIENCE AND TECHNOLOGY INFORMATION INSTITUTE

Programs/Activities/Projects (P/A/Ps)	Major Final Output and Performance Indicators	Physical Targets		Accomplishment	% of Accomp.	Variance	Remarks
		Annual	Jan-June				
(1)	(2)	(3)	(4)	(5)	(6)	(7)	(8)
A.II.a.01 Operation of Science and Technology Center for Information Services	<b>MFO 1 : Science and Technology Information Services</b>						
	<b>PI set 1 Science and Technology Information Reference Services</b>						
	Quantity Number of clients served	287,808	143,904	144,921	50%		
	Quality Percentage of clients who rate the service as satisfactory or better	90%	90%	126%	140%		
A.II.a.02 Implementation of Science and Technology Promotion and Advocacy Program	Timeliness Percentage of inquiries where reference materials were provided within 5 minutes	90%	90%	125%	139%		
	<b>PI set 2 Science and Technology Promotion Services</b>						
	Quantity Number of promotion services rendered	562	281	56	10%		
	Quality Percentage of client who rate the service as satisfactory or better	90%	90%	90%	100%		
	Timeliness Percentage of services rendered monthly	90%	90%	124%	138%		

Prepared by:



  
**BENEDICT P. CAGAANAN**  
 Spvg. SRS/Planning Officer

Noted by:

  
**CECILLE ROSE B. RAMOS**  
 Admin. Officer V

Approved by:

  
**ARLENE E. CENTENO**  
 Chief-FAD

  
**RAYMUND E. LIBORO**  
 Asec./OIC-STII




## MONTHLY PHYSICAL PERFORMANCE REPORT

as of February 29, 2016

Department: DEPARTMENT OF SCIENCE AND TECHNOLOGY

Agency: SCIENCE AND TECHNOLOGY INFORMATION INSTITUTE

Programs/Activities/Projects (P/A/Ps)	Major Final Output and Performance Indicators	Physical Targets		Accomplishment	% of Accomp.	Variance	Remarks
		Annual	Jan-June				
(1)	(2)	(3)	(4)	(5)	(6)	(7)	(8)
A.II.a.01 Operation of Science and Technology Center for Information Services	<b>MFO 1 : Science and Technology Information Services</b>						
	<b>PI set 1 Science and Technology Information Reference Services</b>						
	Quantity Number of clients served	287,808	143,904	270,576	94%		
	Quality Percentage of clients who rate the service as satisfactory or better	90%	90%	95%	106%		
A.II.a.02 Implementation of Science and Technology Promotion and Advocacy Program	Timeliness Percentage of inquiries where reference materials were provided within 5 minutes	90%	90%	118%	131%		
	<b>PI set 2 Science and Technology Promotion Services</b>						
	Quantity Number of promotion services rendered	562	281	131	23%		
	Quality Percentage of client who rate the service as satisfactory or better	90%	90%	90%	100%		
	Timeliness Percentage of services rendered monthly	90%	90%	144%	160%		

Prepared by:

Approved by:

Noted by:

  
**BENEDICT P. CAGAANAN**  
 Spvg. SRS/ Planning Officer

  
**CECILLE ROSE B. RAMOS**  
 Admin. Officer V

  
**ARLENE E. CENTENO**  
 Chief-FAD

  
**RAYMUND E. LIBORO**  
 Asec./OIC-STII




## MONTHLY PHYSICAL PERFORMANCE REPORT

as of March 31, 2016

Department: DEPARTMENT OF SCIENCE AND TECHNOLOGY

Agency: SCIENCE AND TECHNOLOGY INFORMATION INSTITUTE

Programs/Activities/Projects (P/A/Ps)	Major Final Output and Performance Indicators	Physical Targets		Accomplishment	% of Accomp.	Variance	Remarks
		Annual	Jan-June				
(1)	(2)	(3)	(4)	(5)	(6)	(7)	(8)
A.II.a.01 Operation of Science and Technology Center for Information Services	MFO 1 : Science and Technology Information Services						
	PI set 1 Science and Technology Information Reference Services						
	Quantity Number of clients served	287,808	143,904	378,040	131%		
	Quality Percentage of clients who rate the service as satisfactory or better	90%	90%	95%	106%		
A.II.a.02 Implementation of Science and Technology Promotion and Advocacy Program	Timeliness Percentage of inquiries where reference materials were provided within 5 minutes	90%	90%	97%	108%		
	PI set 2 Science and Technology Promotion Services						
	Quantity Number of promotion services rendered	562	281	271	48%		
	Quality Percentage of client who rate the service as satisfactory or better	90%	90%	90%	100%		
	Timeliness Percentage of services rendered monthly	90%	90%	198%	220%		

Prepared by:


Noted by:

Approved by:

  
**BENEDICT P. CAGAANAN**  
 Spvg. SRS/ Planning Officer

  
**CECILLE ROSE B. RAMOS**  
 Admin. Officer V

  
**ARLENE E. CENTENO**  
 Chief-FAD

  
**RICHARD P. BURGOS**  
 Director
