
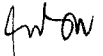


Particulars	UACS CODE	Appropriation			Allotments					Current Year Obligations					Current Year Unencumbered					Balances					
		Authorized Appropriation	Adjustments (To)/From, Realignment	Adjusted Appropriations	Allotments Received	Adjustments (Withdrawal, Realignment)	Transfer To	Transfer From	Adjusted Total Allotments	1st Quarter	2nd Quarter	3rd Quarter	4th Quarter	Total	1st Quarter	2nd Quarter	3rd Quarter	4th Quarter	Total	Unreleased Appropriations	Unobligated Allotment	Unpaid Obligations (19-20) = (23+24)			
										Ending March 31	Ending June 30	Ending Sept. 30	Ending Dec. 31		Ending March 31	Ending June 30	Ending Sept. 30	Ending Dec. 31				Due and Demandable	Not Yet Due and Demandable		
1	2	3	4	5	6	7	8	9	10	11	12	13	14	15	16	17	18	19	20	21	22	23	24		
General Administration and Support Services	103001000100000	604,000.00		604,000.00	604,000.00				604,000.00	180,502.92	171,836.28	176,325.96		528,665.16	180,502.92	171,836.28	176,325.96		528,665.16						
PS		604,000.00		604,000.00	604,000.00				604,000.00	180,502.92	171,836.28	176,325.96		528,665.16	180,502.92	171,836.28	176,325.96		528,665.16						
Operations	000003000000000	1,699,000.00		1,699,000.00	1,699,000.00				1,699,000.00	384,748.44	392,443.08	425,158.80		1,202,350.32	384,748.44	392,443.08	425,158.80		1,202,350.32						
MFC 1: SCIENCE AND TECHNOLOGY INFORMATION SERVICES	000003010000000	1,699,000.00		1,699,000.00	1,699,000.00				1,699,000.00	384,748.44	392,443.08	425,158.80		1,202,350.32	384,748.44	392,443.08	425,158.80		1,202,350.32						
Operation of Science and Technology Center for Informator Services	103003010100000	840,000.00		840,000.00	840,000.00				840,000.00	168,121.92	180,099.72	187,310.28		535,531.92	168,121.92	180,099.72	187,310.28		535,531.92						
PS		840,000.00		840,000.00	840,000.00				840,000.00	168,121.92	180,099.72	187,310.28		535,531.92	168,121.92	180,099.72	187,310.28		535,531.92						
Implementation of the Science and Technology Promotion and Advocacy Program	103003010200000	859,000.00		859,000.00	859,000.00				859,000.00	216,626.52	212,343.36	237,848.52		666,818.40	216,626.52	212,343.36	237,848.52		666,818.40						
PS		859,000.00		859,000.00	859,000.00				859,000.00	216,626.52	212,343.36	237,848.52		666,818.40	216,626.52	212,343.36	237,848.52		666,818.40						
Sub-Total, Automatic Appropriations		2,303,000.00		2,303,000.00	2,303,000.00				2,303,000.00	565,251.36	564,279.36	601,484.76		1,731,016.48	565,251.36	564,279.36	601,484.76		1,731,016.48						
PS		2,303,000.00		2,303,000.00	2,303,000.00				2,303,000.00	565,251.36	564,279.36	601,484.76		1,731,016.48	565,251.36	564,279.36	601,484.76		1,731,016.48						
MOOE																									
Fin Ex																									
CO																									
III. Special Purpose Fund																									
Pension and Gratuity Fund	01101407		1,646,148.00	1,646,148.00	1,646,148.00				1,646,148.00	1,521,044.69	77,613.99	47,488.44		1,646,147.11	1,521,044.69	77,613.99	47,488.44		1,646,147.11						.85
Pension and Gratuity Fund	000009080000000		1,646,148.00	1,646,148.00	1,646,148.00				1,646,148.00	1,521,044.69	77,613.99	47,488.44		1,646,147.11	1,521,044.69	77,613.99	47,488.44		1,646,147.11						.85
For payment of retirement and terminal leave benefits	282009080200000		285,208.00	285,208.00	285,208.00				285,208.00	160,104.82	77,613.99	47,488.44		285,207.24	160,104.82	77,613.99	47,488.44		285,207.24						.76
PS			285,208.00	285,208.00	285,208.00				285,208.00	160,104.82	77,613.99	47,488.44		285,207.24	160,104.82	77,613.99	47,488.44		285,207.24						.76
For payment of monetization of leave credits	103009080400000		1,360,940.00	1,360,940.00	1,360,940.00				1,360,940.00	1,360,939.87				1,360,939.87					1,360,939.87						.13
PS			1,360,940.00	1,360,940.00	1,360,940.00				1,360,940.00	1,360,939.87				1,360,939.87					1,360,939.87						.13
Sub-Total, SPF			1,646,148.00	1,646,148.00	1,646,148.00				1,646,148.00	1,521,044.69	77,613.99	47,488.44		1,646,147.11	1,521,044.69	77,613.99	47,488.44		1,646,147.11						.85
PS			1,646,148.00	1,646,148.00	1,646,148.00				1,646,148.00	1,521,044.69	77,613.99	47,488.44		1,646,147.11	1,521,044.69	77,613.99	47,488.44		1,646,147.11						.85
MOOE																									
Fin Ex																									
CO																									
GRAND TOTAL		96,196,000.00	1,646,148.00	97,832,148.00	96,967,148.00				96,967,148.00	13,839,121.33	22,132,795.38	21,796,096.79		57,738,013.50	12,119,399.23	14,370,061.84	23,864,012.27		50,353,473.34	1,855,000.00	39,229,134.55			7,394,640.16	
PS		36,590,000.00	1,646,148.00	38,236,148.00	36,371,148.00				36,371,148.00	9,264,074.28	9,288,247.82	7,662,087.80		26,214,410.00	9,264,074.28	9,278,247.82	7,672,087.90		26,214,410.00	1,855,000.00	10,156,739.05				
MOOE		37,096,000.00		37,096,000.00	37,096,000.00				37,096,000.00	4,575,047.05	12,844,547.56	9,274,459.92		26,694,054.53	2,855,324.96	5,091,814.02	12,831,397.56		20,778,536.63						5,915,618.00
Fin Ex																									
CO		22,510,000.00		22,510,000.00	22,510,000.00				22,510,000.00			4,829,548.97		4,829,548.97			3,380,526.81		3,380,526.81				17,880,451.02		1,489,022.19


Certified Correct:


 Ballesteros, Jaqueline
 Budget Officer
 Date: 26/Oct/2017


Certified Correct:


 Ramos, Cecille Rose
 Chief Accountant
 Date: 16/26/17

Recommended By:


 Centeno, Arlene
 FAD CHIEF
 Date: 26/Oct/2017

Approved By:


 Burgos, Richard
 Agency Head/Department
 Date: 26/Oct/2017

STATEMENT OF APPROPRIATIONS, ALLOTMENTS, OBLIGATIONS, DISBURSEMENTS AND BALANCES
As of the Quarter Ending September 30, 2017

Department: Department of Science and Technology (DOST)
Agency: Science and Technology Information Institute
Operating Unit: N/A
Organization Code (UACS): 190190000000
Fund Cluster: 01 - Regular Agency Fund

Authorization: 02 - Continuing Appropriations
Report Status: SUBMITTED

Particulars	UACS CODE	Appropriation			Allotments					Current Year Obligations				Current Year Disbursements				Balances						
		Authorized Appropriation	Adjustments (Transfer To/From, Realignment)	Adjusted Appropriations	Allotments Received	Adjustments (Withdrawal, Realignment)	Transfer To	Transfer From	Adjusted Total Allotments	1st Quarter Ending March 31	2nd Quarter Ending June 30	3rd Quarter Ending Sept. 30	4th Quarter Ending Dec. 31	Total	1st Quarter Ending March 31	2nd Quarter Ending June 30	3rd Quarter Ending Sept. 30	4th Quarter Ending Dec. 31	Total	Unreleased Appropriations	Unobligated Allotment	Unpaid Obligations (15-20) + (23+24)	Due and Demandable	Not Yet Due and Demandable
1	2	3	4	5=(3+4)	6	7	8	9	10=(8+9)	11	12	13	14	15=(11+12+13+14)	16	17	18	19	20=(16+17+18+19)	21=(5-16)	22=(10-18)	23	24	
I. Agency Specific Budget																								
Specific Budgets of National Government Agencies																								
General Administration and Support	0000010C0000000	464,173.20		464,173.20	464,173.20				464,173.20	334,652.42	40,002.59	27,314.35		401,969.36	334,652.42	40,002.59	27,314.35		401,969.36			62,203.84		
General Administration and Support Services	1030010C0100000	464,173.20		464,173.20	464,173.20				464,173.20	334,652.42	40,002.59	27,314.35		401,969.36	334,652.42	40,002.59	27,314.35		401,969.36			62,203.84		
MOOE		464,173.20		464,173.20	464,173.20				464,173.20	334,652.42	40,002.59	27,314.35		401,969.36	334,652.42	40,002.59	27,314.35		401,969.36			62,203.84		
Operations	0000030C0000000	1,200,847.18		1,200,847.18	1,200,847.18				1,200,847.18	1,116,894.00				1,116,894.00	1,004,884.00	112,000.00			1,116,894.00			83,663.18		
MFO 1: SCIENCE and TECHNOLOGY INFORMATION SERVICES	000003010000000	1,200,847.18		1,200,847.18	1,200,847.18				1,200,847.18	1,116,894.00				1,116,894.00	1,004,884.00	112,000.00			1,116,894.00			83,663.18		
Operation of Science and Technology Center for Information Services	103003010100000	874,939.28		874,939.28	874,939.28				874,939.28	846,734.00				846,734.00	846,734.00				846,734.00			28,205.28		
MOOE		874,939.28		874,939.28	874,939.28				874,939.28	846,734.00				846,734.00	846,734.00				846,734.00			28,205.28		
Implementation of the Science and Technology Promotion and Advocacy Program	103003010200000	325,907.90		325,907.90	325,907.90				325,907.90	270,250.00				270,250.00	188,280.00	112,000.00			270,250.00			55,857.90		
MOOE		325,907.90		325,907.90	325,907.90				325,907.90	270,250.00				270,250.00	188,280.00	112,000.00			270,250.00			55,857.90		
Sub-Total, Agency-Specific		1,665,020.38		1,665,020.38	1,665,020.38				1,665,020.38	1,451,636.42	40,002.59	27,314.35		1,518,953.36	1,339,636.42	152,002.59	27,314.35		1,518,953.36			148,067.02		
PS																								
MOOE		1,665,020.38		1,665,020.38	1,665,020.38				1,665,020.38	1,451,636.42	40,002.59	27,314.35		1,518,953.36	1,339,636.42	152,002.59	27,314.35		1,518,953.36			148,067.02		
Fin Ex																								
CO																								
II. Automatic Appropriations																								
Sub-Total, Automatic Appropriations																								
PS																								
MOOE																								
Fin Ex																								
CO																								
III. Special Purpose Fund																								
Sub-Total, SPF																								
PS																								
MOOE																								
Fin Ex																								
CO																								
GRAND TOTAL		1,665,020.38		1,665,020.38	1,665,020.38				1,665,020.38	1,451,636.42	40,002.59	27,314.35		1,518,953.36	1,339,636.42	152,002.59	27,314.35		1,518,953.36			148,067.02		
PS																								
MOOE		1,665,020.38		1,665,020.38	1,665,020.38				1,665,020.38	1,451,636.42	40,002.59	27,314.35		1,518,953.36	1,339,636.42	152,002.59	27,314.35		1,518,953.36			148,067.02		
Fin Ex																								
CO																								

Certified Correct:

Certified Correct:

Recommended By:

Approved By:

Ballesteros, Jaqueline

Ramos, Cecille Rose

Centeno, Arlene

Burgos, Richard


Budget Officer
Date: 26/Oct/2017

Chief Accountant
Date:

Finance Officer
Date: 26/Oct/2017

Agency Head/Department
Date: 26/Oct/2017

This report was generated using the Unified Reporting System on 26/10/2017 14:56



In following-up, pls. cite DMS ref #
2017-BE-0094349

REPUBLIC OF THE PHILIPPINES
DEPARTMENT OF BUDGET AND MANAGEMENT
GENERAL SOLANO STREET, SAN MIGUEL, MANILA

Government Agency Office
Office of the Director
RECEIVED
By: *Wanya*
Date: **OCT 27 2017**

ACKNOWLEDGEMENT RECEIPT

The **DEPARTMENT OF BUDGET AND MANAGEMENT** hereby acknowledges the receipt of your letter/request which has been uploaded to the DBM-Document Management System and routed to the appropriate office/s with the following information:

Sender: DOST - STII - PERSONAL DELIVERY

Document Title: DOST-STII-BUDGET AND FINANCIAL ACCOUNTABILITY REPORTS AS OF SEPTEMBER 30, 2017

Document Reference No: 2017-BE-0094349

Date and Time Uploaded: Friday, October 27, 2017 11:54:56 AM

Uploaded By: RECEIVING Isay

Routed To: BMB-E Susana Julian

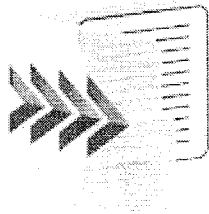
CC:

Total no of pages received: 1 copy and 24 pages

The determination of the completeness of the documentary requirements submitted, if any, is subject to the evaluation of the technical person in charge.

This receipt is system generated and does not require signature.

Received by:



DOCUMENT
MANAGEMENT
SYSTEM