



In following-up, pls. cite DMS ref #

2020-BF-0038849

REPUBLIC OF THE PHILIPPINES
DEPARTMENT OF BUDGET AND MANAGEMENT
GENERAL SOLANO STREET, SAN MIGUEL, MANILA

ACKNOWLEDGEMENT RECEIPT

The **DEPARTMENT OF BUDGET AND MANAGEMENT** hereby acknowledges the receipt of your letter/request which has been uploaded to the DBM-Document Management System and routed to the appropriate office/s with the following information:

Sender: STII - PERSONAL DELIVERY

Document Title: DOST-STII-SUBMISSION OF BFARS AS OF MARCH 31, 2020

Document Reference No: 2020-BF-0038849

Date and Time Uploaded: Thursday, April 30, 2020 9:55:56 AM

Uploaded By: RECEIVING ISAY

Routed To: BMB-F CAMILLE J. VENTURA


CC:

Total no of pages received: 1 copy and 22 pages

The determination of the completeness of the documentary requirements submitted, if any, is subject to the evaluation of the technical person in charge.

This receipt is system generated and does not require signature.

Received by:



DOCUMENT
MANAGEMENT
SYSTEM



Department of Science and Technology
SCIENCE AND TECHNOLOGY INFORMATION INSTITUTE

Budget and Financial Accountability Reports (BFARs) as of March 31, 2020

as prescribed under
COA , DOF, and DBM Joint Circular No. 2014-1

STATEMENT OF APPROPRIATIONS, ALLOTMENTS, OBLIGATIONS, DISBURSEMENTS AND BALANCES
As of Quarter Ending March 31, 2020

Department: DEPARTMENT OF SCIENCE AND TECHNOLOGY
Agency/Operating Unit : SCIENCE AND TECHNOLOGY INFORMATION INSTITUTE
Organizational Code : 190190000000
Funding Source Code: 101101

Authorization: 01 - Current Year Appropriations
Report Status: _____

Particulars	Appropriations			Allotment				Current Year Obligations					Current Year Disbursements				Balances				
	Authorized Appropriation	Adj.	Adjusted Appropriations	Allotments Received	Adjustments (Withdrawal/Realignment)	Transfer To	Transfer From	Adjusted Total Allotments	1st Quarter ending March 31	2nd Quarter ending June 30	3rd Quarter ending Sept. 30	4th Quarter ending Dec. 31	Total	1st Quarter ending March 31	2nd Quarter ending June 30	3rd Quarter ending Sept. 30	4th Quarter ending Dec. 31	Total	Unreleased Appro.	Unobligated Allotment	Unpaid Obligations Not yet due and Demandable
1	2	3	(2+3)=4	5	6	7	8	9 = ((5)-(6)-7)+8	10	11	12	13	14 = (10+11+12+13)	15	16	17	18	(15+16+17+18)	19 = (4-9)	20 = (8-14)	21 = (14-19)
I. Agency Specific Budget																					
Specific Budget of NGA																					
1. General Admin. And Support	28,115,000	-	28,115,000	28,115,000	-	-	-	28,115,000.00	6,061,786.12	-	-	-	6,061,786.12	5,435,992.47	-	-	-	5,435,992.47	-	22,053,211.83	625,795.65
General Admin. And Support Services	28,080,000	-	28,080,000	28,080,000	-	-	-	28,080,000.00	6,061,786.12	-	-	-	6,061,786.12	5,435,992.47	-	-	-	5,435,992.47	-	22,018,211.83	625,795.65
PS	17,930,000		17,930,000	17,930,000				17,930,000.00	4,336,723.24				4,336,723.24	4,218,948.39				4,218,948.39	-	13,590,276.75	120,774.85
MOOE	8,593,000		8,593,000	8,593,000				8,593,000.00	1,276,064.88				1,276,064.88	1,217,044.08				1,217,044.08	-	7,316,936.12	59,020.80
CO	1,557,000		1,557,000	1,557,000				1,557,000.00	446,000.00				446,000.00	-				-	-	1,111,000.00	446,000.00
Administration of Personnel Benefits	35,000	-	35,000	35,000	-	-	-	35,000.00	-	-	-	-	-	-	-	-	-	-	-	35,000.00	-
PS	35,000		35,000	35,000				35,000.00	-	-	-	-	-	-	-	-	-	-	-	35,000.00	-
Operations																					
IFO 1: S&T Information Services	51,063,000	-	51,063,000	51,063,000	-	-	-	51,063,000.00	12,430,403.18	-	-	-	12,430,403.18	6,089,837.02	-	-	-	6,089,837.02	-	38,632,596.82	6,340,566.16
1. Operation of the Science and Technology Center for Information Services	33,057,000	-	33,057,000	33,057,000	-	-	-	33,057,000.00	5,906,148.36	-	-	-	5,906,148.36	3,313,340.84	-	-	-	3,313,340.84	-	27,150,651.64	2,592,807.52
PS	10,384,000		10,384,000	10,384,000				10,384,000.00	2,299,413.20				2,299,413.20	2,290,404.91				2,290,404.91	-	8,084,586.30	9,606.29
MOOE	18,198,000		18,198,000	18,198,000				18,198,000.00	2,167,185.15				2,167,185.15	1,022,935.93				1,022,935.93	-	16,030,814.94	1,144,249.23
CO	4,475,000		4,475,000	4,475,000				4,475,000.00	1,439,550.00				1,439,550.00	-				-	-	3,035,460.00	1,439,550.00
2. Implementation of the Science and Technology Promotion and Advocacy Program	18,006,000	-	18,006,000	18,006,000	-	-	-	18,006,000.00	6,524,254.82	-	-	-	6,524,254.82	2,776,496.18	-	-	-	2,776,496.18	-	11,481,745.18	3,747,758.64
PS	11,065,000		11,065,000	11,065,000				11,065,000.00	2,339,839.46				2,339,839.46	2,328,305.82				2,328,305.82	-	8,725,160.14	11,533.84
MOOE	6,941,000		6,941,000	6,941,000				6,941,000.00	4,184,415.36				4,184,415.36	448,190.36				448,190.36	-	2,756,584.84	3,736,225.00
CO	-		-	-				-	-				-	-				-	-	-	-

lan

2

STATEMENT OF APPROPRIATIONS, ALLOTMENTS, OBLIGATIONS, DISBURSEMENTS AND BALANCES

As of Quarter Ending March 31, 2020

Department: DEPARTMENT OF SCIENCE AND TECHNOLOGY
 Agency/Operating Unit : SCIENCE AND TECHNOLOGY INFORMATION INSTITUTE
 Organizational Code : 190190000000
 Funding Source Code: 101101

Authorization: 01 - Current Year Appropriations
 Report Status: _____

Particulars	Appropriations			Allotment				Current Year Obligations					Current Year Disbursements				Balances				
	Authorized Appropriation	Adj.	Adjusted Appropriations	Allotments Received	Adjustments (Withdrawal/Realignment)	Transfer To	Transfer From	Adjusted Total Allotments	1st Quarter ending March 31	2nd Quarter ending June 30	3rd Quarter ending Sept. 30	4th Quarter ending Dec. 31	Total	1st Quarter ending March 31	2nd Quarter ending June 30	3rd Quarter ending Sept. 30	4th Quarter ending Dec. 31	Total	Unreleased Appro.	Unobligated Allotment	Unpaid Obligations Not yet due and Demandable
1	2	3	(2+3)=4	5	6	7	8	9 = [(5)-(6)-7+8]	10	11	12	13	14 = (10+11+12+13)	15	16	17	18	(15+16+17+18)	19 = (4-9)	20 = (8-14)	22 = (14-19)
Locally-Funded Projects	19,185,000	-	19,185,000	19,185,000	-	-	-	19,185,000.00	4,301,534.48	-	-	-	4,301,534.48	934,734.48	-	-	-	934,734.48	-	14,883,465.52	3,366,800.00
1. Infrastructure and Rehabilitation and Improvement of STI Building																					
CO																					
2. Continuing Operation and Broadcast of DOST Science and Technology Channel 'DOSTV'																					
MOOE	19,185,000	-	19,185,000	19,185,000	-	-	-	19,185,000.00	4,301,534.48	-	-	-	4,301,534.48	934,734.48	-	-	-	934,734.48	-	14,883,465.52	3,366,800.00
Sub-Total Agency Specific Budget	98,363,000	-	98,363,000	98,363,000	-	-	-	98,363,000.00	22,793,725.78	-	-	-	22,793,725.78	12,460,563.97	-	-	-	12,460,563.97	-	75,899,274.22	10,333,161.81
PS	39,414,000	-	39,414,000	39,414,000	-	-	-	39,414,000.00	8,978,975.90	-	-	-	8,978,975.90	8,837,659.12	-	-	-	8,837,659.12	-	30,435,024.10	141,318.78
MOOE	52,917,000	-	52,917,000	52,917,000	-	-	-	52,917,000.00	11,929,199.88	-	-	-	11,929,199.88	3,622,904.85	-	-	-	3,622,904.85	-	40,997,800.12	8,306,295.03
CO	6,032,000	-	6,032,000	6,032,000	-	-	-	6,032,000.00	1,885,550.00	-	-	-	1,885,550.00	-	-	-	-	-	-	4,146,460.00	1,885,550.00
II. AUTOMATIC APPROP.																					
1. General Admin. And Support	987,000	109,000.00	996,000	996,000				996,000.00	258,384.69				258,384.69	230,286.21	-	-	-	230,286.21	-	737,615.31	26,098.48
MFO 1:																					
1. Operation of the Science and Technology Center for Information Services	967,000		967,000	967,000				967,000.00	220,360.68				220,360.68	217,629.28	-	-	-	217,629.28	-	746,639.32	2,831.40
2. Implementation of the Science and Technology Promotion and Advocacy Program	1,028,000		1,028,000	1,028,000				1,028,000.00	277,408.58				277,408.58	271,153.99	-	-	-	271,153.99	-	750,591.41	6,254.60
Sub-Total Automatic Approp	2,882,000	109,000	2,991,000	2,991,000	-	-	-	2,991,000.00	756,153.96	-	-	-	756,153.96	718,969.48	-	-	-	718,969.48	-	2,234,846.04	37,184.48
III. SPECIAL PURPOSE FUNDS																					
Misc. Per. Benefit Fund																					
PS		1,072,000	1,072,000	1,072,000				1,072,000.00												1,072,000.00	
Pension and Gratuity Fund																					
PS - TLB																					
PS - Monetization																					
Sub-Total Special Purpose Fund		1,072,000	1,072,000	1,072,000	-	-	-	1,072,000.00												1,072,000.00	
TOTAL CURRENT YEAR BUDGET APPROPRIATIONS	101,245,000	1,181,000	102,426,000	102,426,000				102,426,000.00	23,549,879.74				23,549,879.74	13,179,533.45				13,179,533.45		78,876,120.26	10,370,346.29

fu

α


STATEMENT OF APPROPRIATIONS, ALLOTMENTS, OBLIGATIONS, DISBURSEMENTS AND BALANCES


As of Quarter Ending March 31, 2020


Department: DEPARTMENT OF SCIENCE AND TECHNOLOGY
 Agency/Operating Unit : SCIENCE AND TECHNOLOGY INFORMATION INSTITUTE
 Organizational Code : 190190000000
 Funding Source Code: 101101

Authorization: 01 - Current Year Appropriations
 Report Status: _____

Particulars	Appropriations			Allotment					Current Year Obligations					Current Year Disbursements				Balances				
	Authorized Appropriation	Adj.	Adjusted Appropriations	Allotments Received	Adjustments (Withdrawal/ Reallignment)	Transfer To	Transfer From	Adjusted Total Allotments	1st Quarter ending March 31	2nd Quarter ending June 30	3rd Quarter ending Sept. 30	4th Quarter ending Dec. 31	Total	1st Quarter ending March 31	2nd Quarter ending June 30	3rd Quarter ending Sept. 30	4th Quarter ending Dec. 31	Total	Unreleased Appro.	Unobligated Allotment	Unpaid Obligations Not yet due and Demandable	
1	2	3	(2+3)=4	5	6	7	8	9 = [(5+(-6)-7)+8]	10	11	12	13	14 = (10+11+12+13)	15	16	17	18	(15+16+17+18)	20 = (4-9)	21 = (8-14)	22 = (14-19)	
SUMMARY																						
CURRENT YEAR																						
PS	42,298,000	1,181,000	43,477,000	43,477,000	-	-	-	43,477,000.00	9,735,129.86	-	-	-	9,735,129.86	9,556,628.60	-	-	-	9,556,628.60	-	33,741,870.14	178,501.26	
MOOE	52,917,000	-	52,917,000	52,917,000	-	-	-	52,917,000.00	11,929,199.88	-	-	-	11,929,199.88	3,622,904.85	-	-	-	3,622,904.85	-	40,987,800.12	8,306,295.03	
CO	6,032,000	-	6,032,000	6,032,000	-	-	-	6,032,000.00	1,885,550.00	-	-	-	1,885,550.00	-	-	-	-	-	-	4,146,450.00	1,885,550.00	
GRAND TOTAL	101,245,000	1,181,000	102,426,000	102,426,000	-	-	-	102,426,000.00	23,549,879.74	-	-	-	23,549,879.74	13,179,533.45	-	-	-	13,179,533.45	-	78,876,120.26	10,370,346.29	

Prepared by: 
 BENILA B. BUEMIA
 Admin. Officer (V/OIC-Budget Officer) 4/5/2020

Noted by: 
 ARLENE E. CENTENO
 PAD Chief

Approved by: 
 RICHARD P. BURGOS
 Director

STATEMENT OF APPROPRIATIONS, ALLOTMENTS, OBLIGATIONS, DISBURSEMENTS AND BALANCES

As of Quarter Ending March 31, 2020

Department: DEPARTMENT OF SCIENCE AND TECHNOLOGY (DOST)
 Agency/Operating Unit : SCIENCE AND TECHNOLOGY INFORMATION INSTITUTE
 Operating Unit: N/A
 Organizational Code (UACS): 190190000900
 Fund Cluster: 01 - Regular Agency Fund

Authorization: 02 - Continuing Appropriations
 Report Status:

Particulars	UACS Code	Appropriations			Allotment					Current Year Obligations					Current Year Disbursements				Balances			
		Authorized Appropriation	Adj.	Adjusted Appropriations (3+4)+5	Allotments Received	Adjustments (Withdrawal/Realignment)	Transfer To	Transfer From	Adjusted Total Allotments	1st Quarter ending March 31	2nd Quarter ending June 30	3rd Quarter ending Sept. 30	4th Quarter ending Dec. 31	Total (11+12+13+14)	1st Quarter ending March 31	2nd Quarter ending June 30	3rd Quarter ending Sept. 30	4th Quarter ending Dec. 31	Total (16+17+18+19)	Unreleased Appro.	Unobligated Allotment	Unpaid Obligations/Not yet due and
1	2	3	4	(3+4)+5	6	7	8	9	10 = [(8)-(7)]	11	12	13	14	15 = (11+12+13+14)	16	17	18	19	20 = (16+17+18+19)	21 = (5-10)	22 = (10-15)	23 = (15-20)
Agency Specific Budget																						
Specific Budget of NGA	1102101																					
1. General Admin. And Support	1000000000																					
General Admin. And Support Services	1030010001000000																					
MOOE																						
Operations	3000000000																					
MFO 1: SBT Information Services	3010000000	2,157.63		2,157.63	2,157.63				2,157.63												2,157.63	
1. Operation of the Science and Technology Center for Information Services	1030033010100000																					
MOOE																						
2. Implementation of the Science and Technology Promotion and Advocacy Program	1030033010200000	2,157.63		2,157.63	2,157.63				2,157.63												2,157.63	
MOOE		2,157.63		2,157.63	2,157.63				2,157.63												2,157.63	
CO																						
Locally-Funded Projects		1,223,130.83		1,223,130.83	1,223,130.83				1,223,130.83	755,400.00				755,400.00	304,600.00				304,600.00		467,730.83	450,800.00
1. Infrastructure and Rehabilitation and Improvement of STI Building																						
CO																						
2. Continuing Operation and Broadcast of DOST Science and Technology Channel "DOSTV"		1,223,130.83		1,223,130.83	1,223,130.83				1,223,130.83	755,400.00				755,400.00	304,600.00				304,600.00		467,730.83	450,800.00
MOOE		1,223,130.83		1,223,130.83	1,223,130.83				1,223,130.83	755,400.00				755,400.00	304,600.00				304,600.00		467,730.83	450,800.00
CO																						
Sub-Total Agency Specific Budget		1,225,288.46		1,225,288.46	1,225,288.46				1,225,288.46	755,400.00				755,400.00	304,600.00				304,600.00		468,888.46	450,800.00
PS																						
MOOE		1,225,288.46		1,225,288.46	1,225,288.46				1,225,288.46	755,400.00				755,400.00	304,600.00				304,600.00		468,888.46	450,800.00
CO																						
TOTAL PRIOR YEAR BUDGET / APPROPRIATIONS		1,225,288.46		1,225,288.46	1,225,288.46				1,225,288.46	755,400.00				755,400.00	304,600.00				304,600.00		468,888.46	450,800.00

San
L

STATEMENT OF APPROPRIATIONS, ALLOTMENTS, OBLIGATIONS, DISBURSEMENTS AND BALANCES

As of Quarter Ending March 31, 2020

Department: DEPARTMENT OF SCIENCE AND TECHNOLOGY (DOST)
 Agency/Operating Unit : SCIENCE AND TECHNOLOGY INFORMATION INSTITUTE
 Operating Unit: N/A
 Organizational Code (UACS): 190190000000
 Fund Cluster: 01 - Regular Agency Fund

Authorization: 02 - Continuing Appropriations
 Report Status: _____

Particulars	UACS Code	Appropriations			Allotment					Current Year Obligations					Current Year Disbursements				Balances			
		Authorized Appropriation	Adj.	Adjusted Appropriations	Allotments Received	Adjustments (Withdrawal/ Reassignment)	Transfer To	Transfer From	Adjusted Total Allotments	1st Quarter ending March 31	2nd Quarter ending June 30	3rd Quarter ending Sept. 30	4th Quarter ending Dec. 31	Total	1st Quarter ending March 31	2nd Quarter ending June 30	3rd Quarter ending Sept. 30	4th Quarter ending Dec. 31	Total	Unvassed Appro.	Unobligated Allotment	Unpaid Obligations/ Not yet due and
1	2	3	4	(3+4)=5	6	7	8	9	10 = ((8+(-)7)-	11	12	13	14	15 = (11+12+13+14)	16	17	18	19	20 = (16+17+18+19)	21 = (5-10)	22 = (10-15)	23 = (15-20)
SUMMARY																						
PRIOR YEAR																						
MODE		1,225,288.48	-	1,225,288.48	1,225,288.48	-	-	-	1,225,288.48	755,400.00	-	-	-	755,400.00	304,600.00	-	-	-	304,600.00	-	469,888.48	450,800.00
CO		-	-	-	-	-	-	-	-	-	-	-	-	-	-	-	-	-	-	-	-	-
GRAND TOTAL		1,225,288.48	-	1,225,288.48	1,225,288.48	-	-	-	1,225,288.48	755,400.00	-	-	-	755,400.00	304,600.00	-	-	-	304,600.00	-	469,888.48	450,800.00

Prepared by:  BENILA B. BUEMIA
 Admin. Officer IV/OIC-Budget Officer
 4/15/2020

Noted by:  ARLENE E. CENTENO
 FAD Chief

Approved by:  RICHARD D. BURGOS
 Director