


FY 2024 MONTHLY DISBURSEMENT PROGRAM
(In Thousand Pesos)


Department : Department of Science and Technology (DOST)
 Agency/Entity : Science and Technology Information Institute
 Operating Unit : < not applicable >
 Organization Code (UACS) : 19 019 0000000


Particulars	UACS CODE	Total Programs	Tax Remittance Advice (TRA)	Net Program	Full Year Requirement																	Full Year Total
					QUARTER 1				QUARTER 2				QUARTER 3				QUARTER 4					
					January	February	March	Sub Total	April	May	June	Sub Total	July	August	September	Sub Total	October	November	December	Sub Total		
6	7	8	9=6+7+8	10	11	12	13=10+11+12	14	15	16	17=14+15+16	18	19	20	21=18+19+20	22						
I. NOTICE OF CASH ALLOCATION		150,245	7,400	142,845	9,507	6,255	8,246	24,008	15,221	10,208	18,123	43,552	15,105	9,099	13,882	38,086	11,929	11,790	13,480	37,199	142,945	
A. Fiscal Year's (FY) Budget		138,664	6,321	131,843	6,180	6,255	8,246	20,681	14,651	10,144	11,032	35,877	15,105	9,099	13,882	38,086	11,929	11,790	13,480	37,199	131,843	
New GAA		135,350	6,321	128,529	5,904	5,979	7,970	19,853	14,375	9,868	10,806	35,049	14,829	8,823	13,605	37,257	11,653	11,514	13,203	36,370	128,529	
GAAAO (ANNEX A)		135,350	6,321	128,529	5,904	5,979	7,970	19,853	14,375	9,868	10,806	35,049	14,829	8,823	13,605	37,257	11,653	11,514	13,203	36,370	128,529	
Specific Budgets of National Government Agencies	1 01 101	135,350	6,321	128,529	5,904	5,979	7,970	19,853	14,375	9,868	10,806	35,049	14,829	8,823	13,605	37,257	11,653	11,514	13,203	36,370	128,529	
PS		47,833	2,445	45,388	3,298	3,298	3,298	9,894	3,634	5,598	3,298	12,530	3,298	3,298	3,298	9,894	3,298	5,878	3,894	13,070	45,388	
MCOE		72,527	3,526	68,901	2,606	2,661	4,672	9,959	8,904	4,270	5,513	18,687	8,469	5,525	7,245	21,239	8,355	5,636	5,025	19,016	68,901	
CC		14,990	750	14,240	0	0	0	0	1,837	0	1,995	3,832	3,062	0	3,062	6,124	0	0	4,284	4,284	14,240	
Automatic Appropriation		3,314	0	3,314	276	276	276	828	276	276	276	828	276	276	277	829	276	276	277	829	3,314	
Retirement and Life Insurance Premiums	1 04 102	3,314	0	3,314	276	276	276	828	276	276	276	828	276	276	277	829	276	276	277	829	3,314	
PS		3,314	0	3,314	276	276	276	828	276	276	276	828	276	276	277	829	276	276	277	829	3,314	
B. Prior Year (PY) Obligation		11,581	379	11,002	3,327	0	0	3,327	570	64	7,041	7,675	0	0	0	0	0	0	0	0	11,002	
Prior Year Accounts Payable		3,502	175	3,327	3,327	0	0	3,327	0	0	0	0	0	0	0	0	0	0	0	0	3,327	
MCOE		3,502	175	3,327	3,327	0	0	3,327	0	0	0	0	0	0	0	0	0	0	0	0	3,327	
Not Yet Due and Demandable Obligations		8,079	404	7,675	0	0	0	0	570	64	7,041	7,675	0	0	0	0	0	0	0	0	7,675	
MCOE		3,279	164	3,115	0	0	0	0	570	64	2,431	3,115	0	0	0	0	0	0	0	0	3,115	
CC		4,800	240	4,560	0	0	0	0	0	0	4,590	4,560	0	0	0	0	0	0	0	0	4,560	
TOTAL PROGRAM, PY OBLIGATION		11,581	379	11,002	3,327	0	0	3,327	570	64	7,041	7,675	0	0	0	0	0	0	0	0	11,002	
MCOE		6,781	339	6,442	3,327	0	0	3,327	570	64	2,431	3,115	0	0	0	0	0	0	0	0	6,442	
CC		4,800	240	4,560	0	0	0	0	0	0	4,590	4,560	0	0	0	0	0	0	0	0	4,560	
TOTAL NCA PROGRAM		150,245	7,400	142,845	9,507	6,255	8,246	24,008	15,221	10,208	18,123	43,552	15,105	9,099	13,882	38,086	11,929	11,790	13,480	37,199	142,945	
PS		51,147	2,445	48,702	3,574	3,574	3,574	10,722	3,910	5,874	3,574	13,358	3,574	3,574	3,575	10,723	3,574	6,154	4,171	13,899	48,702	
MCOE		79,308	3,965	75,343	5,933	2,661	4,672	13,286	9,474	4,334	7,994	21,802	8,469	5,525	7,245	21,239	8,355	5,636	5,025	19,016	75,343	
CC		19,790	990	18,800	0	0	0	0	1,837	0	6,555	8,392	3,062	0	3,062	6,124	0	0	4,284	4,284	18,800	
IV. TAX REMITTANCE ADVICE		0	7,400	7,400	518	345	449	1,310	800	432	939	2,201	810	495	746	2,051	644	501	693	1,838	7,400	
PS		0	2,445	2,445	204	204	203	611	204	204	203	611	204	204	203	611	204	204	204	612	2,445	
MCOE		0	3,965	3,965	312	141	246	699	499	228	421	1,148	445	291	382	1,118	440	297	263	1,000	3,965	


Department : Department of Science and Technology (DOST)
 Agency/Entity : Science and Technology Information Institute
 Operating Unit : < not applicable >
 Organization Code (UACS) : 19 019 0000000

Particulars	UACS CODE	Total Programs	Tax Remittance Advice (TRA)	Net Program	Full Year Requirement																
					QUARTER 1				QUARTER 2				QUARTER 3				QUARTER 4				Full Year
					January	February	March	Sub Total	April	May	June	Sub Total	July	August	September	Sub Total	October	November	December	Sub Total	Total
1	2	3	4	5	6	7	8	9=6+7+8	10	11	12	13=10+11+12	14	15	16	17=14+15+16	18	19	20	21=18+19+20	22
CC		0	990	990	0	0	0	0	97	0	345	442	161	0	161	322	0	0	226	226	990
V. TOTAL DISBURSEMENT PROGRAM		150,245	7,400	142,845	10,023	6,600	8,695	25,318	16,021	10,640	19,092	45,753	15,915	9,594	14,628	40,137	12,573	12,291	14,173	39,037	150,245
PS		51,147	2,445	48,702	3,778	3,778	3,777	11,333	4,114	6,078	3,777	13,969	3,778	3,778	3,778	11,334	3,778	6,358	4,375	14,511	51,147
MCOE		79,308	3,965	75,343	6,245	2,822	4,918	13,985	9,973	4,562	8,415	22,950	8,914	5,816	7,627	22,357	8,795	5,933	5,288	20,016	79,308
CC		19,790	990	18,800	0	0	0	0	1,934	0	6,900	8,834	3,223	0	3,223	6,446	0	0	4,510	4,510	19,790

Certified Correct:

 BENILA B. BUEMLA
 Budget Officer III
 Date: January 29, 2024 05:44 PM

Certified Correct:

 MA. AURORA F. L. DAYANGCO
 Accountant III
 Date: January 29, 2024 05:44 PM

Recommending Approval By:

 ARLENE B. CENTENO
 FAD Chief
 Date: January 29, 2024 05:45 PM

Approved By:

 RICHARD P. BURGOS
 Agency Head
 Date: January 29, 2024 05:46 PM