



In following-up, pls. cite DMS ref #
2023-BF-0145169-E

REPUBLIC OF THE PHILIPPINES
DEPARTMENT OF BUDGET AND MANAGEMENT
GENERAL SOLANO STREET, SAN MIGUEL, MANILA

ACKNOWLEDGEMENT RECEIPT

The **DEPARTMENT OF BUDGET AND MANAGEMENT** hereby acknowledges the receipt of your letter/request which has been uploaded to the DBM-Document Management System and routed to the appropriate office/s with the following information:

Sender: jozah.avanzado@stii.dost.gov.ph - EMAIL-RECEIVED HARD COPY DATED 11-08-2023

Document Title: DOST-STII SAOB_October 2023-RECEIVED HARD COPY DATED 11-08-2023

Document Reference No: 2023-BF-0145169-E

Date and Time Uploaded: Tuesday, November 7, 2023 8:51:25 AM

Uploaded By: CRD RECEIVING GLENN

Routed To: BMB-F CAMILLE J. VENTURA

cc:

Total no. of pages received: 1 copy And 9 pages


The determination of the completeness of the documentary requirements submitted, if any, is subject to the evaluation of the technical person in charge.

This receipt is system generated and does not require signature.

Received by:



DOCUMENT
MANAGEMENT
SYSTEM



RECEIVED
NOV 08 2023


Statement of Allotments, Obligations and Balances

As of OCTOBER 31, 2023

BY: *[Signature]*

Department: Department of Science and Technology
Agency: Science and Technology Information Institute

P/A/P / ALLOTMENT CLASS / OBJECT OF EXPENDITURE	UACS	Allotment Received	OBLIGATIONS INCURRED		Unobligated Balance of Allotment	Remarks
			This Report	To Date		
CURRENT YEAR APPROPRIATIONS 2023 GAA R.A. 11936 PROGRAM						
I. General Administration and Support						
General Management and Supervision						
PERSONNEL SERVICES (PS)						
Salaries and Wages - Regular						
Basic Salary- Civilian	50101010 00	10,162,640.10	831,044.72	8,735,557.46	1,427,082.64	
Salaries and Wages - Contractual	50101020 00	211,627.00	-	-	211,627.00	
Total Salaries and Wages		10,374,267.10	831,044.72	8,735,557.46	1,638,709.64	
Other Compensation						
PERA- Civilian	50102010 01	504,000.00	42,931.82	431,931.82	72,068.18	
Representation Allowance (RA)	50102020 00	168,000.00	18,500.00	140,000.00	28,000.00	
Transportation Allowance (TA)	50102030 01	168,000.00	5,000.00	50,000.00	118,000.00	
Clothing/Uniform Allowance - Civilian	50102040 01	126,000.00	-	120,000.00	6,000.00	
Honoraria - Civilian	50102100 01	170,250.00	-	96,250.00	74,000.00	
Overtime Pay	50102130 01	44,128.49	6,841.74	50,970.23	(6,841.74)	
Bonus- Civilian	50102140 01	871,000.00	-	32,707.50	838,292.50	
Cash Gift	50102150 01	105,000.00	-	3,500.00	101,500.00	
Mid-Year Bonus - Civilian	50102160 01	893,160.50	-	860,453.00	32,707.50	
Other Bonuses and Allowances	50102990 00					
Productivity Enhancement Incentive- Civilian	50102990 12	105,000.00	-	-	105,000.00	
Personnel Benefit Contributions	50103000 00					
Pag-IBIG-Civilian	50103020 01	25,000.00	2,100.00	21,000.00	4,000.00	
PhilHealth- Civilian	50103030 01	219,000.00	14,584.08	172,232.89	46,767.11	
ECIP- Civilian	50103040 01	27,000.00	2,100.00	21,000.00	6,000.00	
Other Personnel Benefits	5010400000					
Terminal Leave Benefits- Civilian	50104030 01	225,070.91	24,353.05	249,423.96	(24,353.05)	
Loyalty Award - Civilian	50104990 15	25,000.00	-	-	25,000.00	
Total Other Compensation		3,675,609.90	116,410.69	2,249,469.40	1,426,140.50	
TOTAL PS		14,049,877.00	947,455.41	10,985,026.86	3,064,850.14	
Magna Carta Benefits for Science and Technology (R.A. 8439)						
Subsistence Allowance	50102050 02	2,315,000.00	109,237.50	1,069,049.50	1,245,950.50	
Laundry Allowance	50102060 03	366,000.00	21,232.94	195,141.81	170,858.19	
Hazard Pay	50102110 04	4,592,000.00	193,434.84	1,843,233.84	2,748,766.16	
Longevity Pay	50102120 03	1,836,000.00	128,443.29	1,359,323.07	476,676.93	
TOTAL Magna Carta Benefits		9,109,000.00	452,348.57	4,466,748.22	4,642,251.78	
Administration of Personnel Benefits (APB)						
Terminal Leave Benefits- Civilian	50104030 01	816,588.38	-	816,588.38	-	
TOTAL Administration of Personnel Benefits		816,588.38	-	816,588.38	-	
GAS TOTAL PS		23,975,465.38	1,399,803.98	16,268,363.46	7,707,101.92	
MAINTENANCE AND OTHER OPERATING EXPENSES (MOOE)						
Traveling Expenses - Local	50201010 00	177,528.80	127,217.44	304,746.24	(127,217.44)	
Traveling Expenses - Foreign	50201020 00	71,546.26	-	71,546.26	-	
ICT Training Expenses	50202010 01	100,000.00	-	-	100,000.00	
Training Expenses	50202010 02	483,730.68	214,016.67	697,747.35	(214,016.67)	
ICT Office Supplies	50203010 01	120,000.00	-	27,500.00	92,500.00	
Office Supplies Expenses	50203010 02	83,803.16	-	36,779.60	47,023.56	
Accountable Forms Expenses	50203020 00	10,000.00	-	2,100.00	7,900.00	
Fuel, Oil and Lubricants Expenses	50203090 00	104,187.26	27,390.05	131,577.31	(27,390.05)	
Office Equipment	50203210 02	61,000.00	-	61,000.00	-	
Semi-Expendable Information and Communications Technology Equipment	50203210 03	284,040.00	-	41,040.00	243,000.00	
Semi-Expendable Communications Equipment	50203210 07	-	-	-	-	
Semi-Expendable Printing Equipment	50203210 11	24,000.00	-	-	24,000.00	
Semi-Expendable Furniture, Fixtures	50203220 01	113,790.00	-	113,790.00	-	
Other Supplies and Materials Expenses	50203990 00	205,305.37	3,000.00	208,305.37	(3,000.00)	



[Handwritten mark]

Statement of Allotments, Obligations and Balances

As of OCTOBER 31, 2023

Department: **Department of Science and Technology**
 Agency: **Science and Technology Information Institute**

P/A/P / ALLOTMENT CLASS / OBJECT OF EXPENDITURE	UACS	Allotment Received	OBLIGATIONS INCURRED		Unobligated Balance of Allotment	Remarks
			This Report	To Date		
Water Expenses	50204010 00	90,000.00	-	13,722.11	76,277.89	
Electricity Expenses	50204020 00	2,100,000.00	68,425.42	558,881.80	1,541,118.20	
Postage and Courier Services	50205010 00	20,000.00	-	1,899.00	18,101.00	
Telephone Expenses - Mobile	50205020 01	36,299.00	2,000.00	38,299.00	(2,000.00)	
Internet Subscription Expenses	50205030 00	96,000.00	-	72,000.00	24,000.00	
Cable, Satellite, Telegraph & Radio Expenses	50205040 00	60,000.00	-	-	60,000.00	
Rewards and Incentives	50206010 02	20,000.00	-	20,000.00	-	
Extraordinary and Miscellaneous Expenses	50210030 00	136,000.00	11,300.00	113,000.00	23,000.00	
Legal Services	50211010 00	109,000.00	10,000.00	94,400.00	14,600.00	
Auditing Services	50211020 00	40,000.00	-	-	40,000.00	
ICT Consultancy Services	50211030 01	104,728.36	-	-	104,728.36	
Other Professional Services	50211990 00	25,000.00	58,800.00	83,800.00	(58,800.00)	
Janitorial Services	50212020 00	1,100,000.00	108,790.65	1,049,197.82	50,802.18	
Security Services	50212030 00	1,400,000.00	136,183.52	1,298,799.72	101,200.28	
Repairs and Maintenance - Buildings	50213040 01	101,342.25	3,716.68	105,058.93	(3,716.68)	
Repairs and Maintenance - Other Structures	50213040 99	28,896.00	-	28,896.00	-	
Repairs and Maintenance - Office Equipment	50213050 02	43,920.00	-	43,920.00	-	
Repairs and Maintenance - Motor Vehicles	50213060 01	110,353.81	1,347.33	111,701.14	(1,347.33)	
Taxes, Duties & Licenses	50215010 01	15,000.00	2,050.00	4,200.00	10,800.00	
Fidelity Bond Premiums	50215020 00	42,000.00	7,500.00	46,800.00	(4,800.00)	
Insurance Expenses	50215030 00	121,663.06	-	121,663.06	-	
Labor and Wages	50216010 00	2,122,580.89	372,003.20	2,494,584.09	(372,003.20)	
Printing and Publication Expenses	50299020 00	7,856.00	750.00	8,606.00	(750.00)	
Representation Expenses	50299030 00	120,163.36	270,437.36	390,600.72	(270,437.36)	
Transportation & Delivery Expenses	50299040 00	480.00	-	480.00	-	
Rents - Motor Vehicles	50299050 03	9,000.00	-	9,000.00	-	
Rents - Equipment	50299050 04	67,839.74	9,412.03	77,251.77	(9,412.03)	
ICT Software Subscription	50299070 01	92,790.00	-	92,790.00	-	
Other Maintenance and Operating Expenses	50299990 99	297,156.00	-	297,156.00	-	
GAS TOTAL MOOE		10,357,000.00	1,434,340.35	8,872,839.29	1,484,160.71	
CAPITAL OUTLAY						
Buildings and Others Structures - Buildings	50604040 01	7,984,871.38	-	7,984,871.38	-	
Buildings and Others Structures - Other Structures	50604040 99	635,128.62	-	-	635,128.62	
GAS TOTAL CO		8,620,000.00	-	7,984,871.38	635,128.62	
GAS SUB - TOTAL		42,952,465.38	2,834,144.33	33,126,074.13	9,826,391.25	
II. Operations						
Science and Technology Information Program						
Operation of Science and Technology Center for Information Services						
PERSONNEL SERVICES (PS)						
Salaries and Wages - Regular	50101010 00					
Basic Salary- Civilian	50101010 01	9,254,485.45	791,280.00	7,581,472.36	1,673,013.09	
Total Salaries and Wages		9,254,485.45	791,280.00	7,581,472.36	1,673,013.09	
Other Compensation	50102000 00					
PERA- Civilian	50102010 01	432,000.00	37,000.00	349,909.09	82,090.91	
Representation Allowance (RA)	50102020 00	60,000.00	5,000.00	50,000.00	10,000.00	
Transportation Allowance (TA)	50102030 01	60,000.00	5,000.00	50,000.00	10,000.00	
Clothing/Uniform Allowance - Civilian	50102040 01	108,000.00	-	90,000.00	18,000.00	
Honoraria - Civilian	50102100 01	56,000.00	-	56,000.00	-	
Bonus- Civilian	50102140 01	776,000.00	-	-	776,000.00	
Cash Gift	50102150 01	90,000.00	-	-	90,000.00	
Mid-Year Bonus - Civilian	50102160 01	776,000.00	-	704,628.00	71,372.00	
Other Bonuses and Allowances	50102990 00					
Productivity Enhancement Incentive- Civilian	50102990 12	90,000.00	-	-	90,000.00	
Personnel Benefit Contributions	50103000 00					
Pag-IBIG-Civilian	50103020 01	22,000.00	1,800.00	17,400.00	4,600.00	
PhilHealth- Civilian	50103030 01	209,000.00	15,310.84	169,918.67	39,081.33	
ECIP- Civilian	50103040 01	20,000.00	1,800.00	17,200.00	2,800.00	

Statement of Allotments, Obligations and Balances

As of OCTOBER 31, 2023

Department: **Department of Science and Technology**
 Agency: **Science and Technology Information Institute**

PIA/P / ALLOTMENT CLASS / OBJECT OF EXPENDITURE	UACS	Allotment Received	OBLIGATIONS INCURRED		Unobligated Balance of Allotment	Remarks
			This Report	To Date		
Other Personnel Benefits	5010400000			-		
Terminal Leave Benefits- Civilian	50104030 01	52,514.55	-	52,514.55	-	
Total Other Compensation		2,751,514.55	65,910.84	1,557,570.31	1,193,944.24	
Administration of Personnel Benefits (APB)						
Terminal Leave Benefits- Civilian	50104030 01	47,411.62	-	47,411.62	-	
Total Administration of Personnel Benefits		47,411.62	-	47,411.62	-	
Sub-Program 1 TOTAL PS		12,053,411.62	857,190.84	9,186,454.29	2,866,957.33	
Program 1 TOTAL PS		12,053,411.62	857,190.84	9,186,454.29	2,866,957.33	
MAINTENANCE AND OTHER OPERATING EXPENSES (MOOE)	50200000 00					
Traveling Expenses - Local	50201010 00	1,592,359.20	259,870.19	1,391,651.68	200,707.52	
Traveling Expenses - Foreign	50201020 00	80,000.00	37,243.90	37,243.90	42,756.10	
Training Expenses	50202010 02	2,266,084.32	380,637.18	2,646,721.50	(380,637.18)	
ICT Office Supplies	50203010 01	154,553.82	-	-	154,553.82	
Office Supplies Expenses	50203010 02	485,700.07	-	10,782.20	474,917.87	
Fuel, Oil and Lubricants Expenses	50203090 00	208,374.51	21,324.27	229,698.78	(21,324.27)	
Textbooks and Instructional Materials Expenses	50203110 01	540,000.00	-	-	540,000.00	
Office Equipment	50203210 02	37,100.00	-	37,100.00	-	
Semi-Expendable Information and Communications Technology Equipment	50203210 03	283,888.00	-	283,888.00	-	
Semi-Expendable Communications Equipment	50203210 07	48,000.00	-	48,000.00	-	
Semi-Expendable Furniture, Fixtures	50203220 01		100,000.00	100,000.00	(100,000.00)	
Other Supplies and Materials Expenses	50203990 00	1,431,411.46	48,000.00	1,230,905.92	200,505.54	
Water Expenses	50204010 00	27,444.20	-	27,444.20	-	
Electricity Expenses	50204020 00	980,912.75	68,425.42	1,049,338.17	(68,425.42)	
Postage and Courier Services	50205010 00	150,000.00	-	804.00	149,196.00	
Telephone Expenses - Mobile	50205020 01	125,000.00	2,000.00	30,158.00	94,842.00	
Telephone Expenses - Landline	50205020 02	75,000.00	3,064.02	18,077.73	56,922.27	
Internet Subscription Expenses	50205030 00	175,000.00	-	-	175,000.00	
Cable, Satellite, Telegraph & Radio Expenses	50205040 00	25,000.00	-	-	25,000.00	
Rewards and Incentives	50206010 02	35,000.00	-	35,000.00	-	
Legal Services	50211010 00	104,400.00	8,500.00	88,100.00	16,300.00	
ICT Consultancy Services	50211030 01	302,094.05	-	-	302,094.05	
Consultancy Services	50211030 02	427,233.32	55,372.22	482,605.54	(55,372.22)	
Other Professional Services	50211990 00	539,250.00	94,000.00	612,500.00	(73,250.00)	
Repairs and Maintenance - Buildings	50213040 01	100,000.00	3,716.68	11,470.68	88,529.32	
Repairs and Maintenance - Machinery	50213050 01	100,000.00	-	-	100,000.00	
Repairs and Maintenance - Office Equipment	50213050 02	84,320.00	-	84,320.00	-	
Repairs and Maintenance - ICT Equipment	50213050 03		400.00	400.00	(400.00)	
Repairs and Maintenance - Motor Vehicles	50213060 01	40,234.57	1,347.33	41,581.90	(1,347.33)	
Fidelity Bond Premiums	50215020 00	5,000.00	-	-	5,000.00	
Insurance Expenses	50215030 00	7,716.30	-	7,716.30	-	
Labor and Wages	50216010 00	3,148,259.62	512,792.21	3,190,609.54	(42,349.92)	
Advertising Expenses	50299010 00	824,960.00	1,000.00	825,960.00	(1,000.00)	
Printing and Publication Expenses	50299020 00	119,786.00	-	17,162.00	102,624.00	
Representation Expenses	50299030 00	1,275,889.92	(253,857.36)	1,022,032.56	253,857.36	
Transportation & Delivery Expenses	50299040 00	14,425.00	596.00	15,021.00	(596.00)	
Rents - Building and Structures	50299050 01		-	-	-	
Rents - Motor Vehicles	50299050 03	100,000.00	-	18,000.00	82,000.00	
Rents - Equipment	50299050 04	140,000.00	3,446.80	27,415.36	112,584.64	
ICT Software Subscription	50299070 01	581,602.89	-	581,602.89	-	
Other Subscription Expenses	50299070 99	50,000.00	-	-	50,000.00	
Other Maintenance and Operating Expenses	50299990 99	272,000.00	-	221,700.00	50,300.00	
Sub-Program 1 TOTAL MOOE		16,958,000.00	1,347,878.86	14,425,011.85	2,532,988.15	
Sub-Program 1 SUB - TOTAL		29,011,411.62	2,205,069.70	23,611,466.14	5,399,945.48	

Statement of Allotments, Obligations and Balances

As of OCTOBER 31, 2023

Department: **Department of Science and Technology**
 Agency: **Science and Technology Information Institute**

PIA/P / ALLOTMENT CLASS / OBJECT OF EXPENDITURE	UACS	Allotment Received	OBLIGATIONS INCURRED		Unobligated Balance of Allotment	Remarks
			This Report	To Date		
Science and Technology Promotion and Advocacy Services						
PERSONNEL SERVICES (PS)						
Salaries and Wages - Regular	50101010 00					
Basic Salary- Civilian	50101010 01	9,626,000.00	620,388.00	6,689,372.82	2,936,627.18	
Total Salaries and Wages		9,626,000.00	620,388.00	6,689,372.82	2,936,627.18	
Other Compensation	50102000 00					
PERA- Civilian	50102010 01	456,000.00	34,000.00	349,818.18	106,181.82	
Representation Allowance (RA)	50102020 00	60,000.00	5,000.00	42,500.00	17,500.00	
Transportation Allowance (TA)	50102030 01	60,000.00	5,000.00	42,500.00	17,500.00	
Clothing/Uniform Allowance - Civilian	50102040 01	114,000.00	-	102,000.00	12,000.00	
Honoraria - Civilian	50102100 01	23,750.00	-	23,750.00	-	
Bonus- Civilian	50102140 01	802,000.00	-	-	802,000.00	
Cash Gift	50102150 01	95,000.00	-	-	95,000.00	
Mid-Year Bonus - Civilian	50102160 01	802,000.00	-	696,269.00	105,731.00	
Other Bonuses and Allowances	50102990 00					
Productivity Enhancement Incentive- Civilian	50102990 12	95,000.00	-	-	95,000.00	
Personnel Benefit Contributions	50103000 00					
Pag-IBIG-Civilian	50103020 01	23,000.00	1,700.00	17,500.00	5,500.00	
PhilHealth- Civilian	50103030 01	217,000.00	12,407.76	155,296.69	61,703.31	
ECIP- Civilian	50103040 01	24,000.00	1,700.00	17,300.00	6,700.00	
Other Personnel Benefits	5010400000					
Total Other Compensation		2,771,750.00	59,807.76	1,446,933.87	1,324,816.13	
Sub-Program 2 TOTAL PS		12,397,750.00	680,195.76	8,136,306.69	4,261,443.31	
MAINTENANCE AND OTHER OPERATING EXPENSES (MOOE)						
Traveling Expenses - Local	50201010 00	1,250,000.00	166,387.19	643,733.24	606,266.76	
ICT Training Expenses	50202010 01	50,000.00	-	-	50,000.00	
Training Expenses	50202010 02	2,047,672.32	773,941.91	2,821,614.23	(773,941.91)	
ICT Office Supplies	50203010 01	105,152.54	-	35,300.00	69,852.54	
Office Supplies Expenses	50203010 02	298,301.85	-	24,450.60	273,851.25	
Fuel, Oil and Lubricants Expenses	50203090 00	104,187.24	20,067.90	124,255.14	(20,067.90)	
Semi-Expendable Information and Communications Technology Equipment	50203210 03	16,000.00	-	16,000.00	-	
Other Supplies and Materials Expenses	50203990 00	322,550.00	356,450.00	641,846.46	(319,296.46)	
Water Expenses	50204010 00	13,722.10	-	13,722.10	-	
Electricity Expenses	50204020 00	490,456.33	68,425.42	558,881.75	(68,425.42)	
Postage and Courier Services	50205010 00	246,690.97	96,842.72	343,533.69	(96,842.72)	
Telephone Expenses - Mobile	50205020 01	75,000.00	2,000.00	24,960.00	50,040.00	
Telephone Expenses - Landline	50205020 02	75,000.00	-	-	75,000.00	
Cable, Satellite, Telegraph & Radio Expenses	50205040 00	25,000.00	-	-	25,000.00	
Rewards and Incentives	50206010 02	2,000.00	-	2,000.00	-	
Legal Services	50211010 00	78,400.00	6,500.00	60,500.00	17,900.00	
Consultancy Services	50211030 02	95,000.00	-	95,000.00	-	
Other Professional Services	50211990 00	4,730,796.60	-	2,370,796.60	2,360,000.00	
Repairs and Maintenance - Buildings	50213040 01	7,753.99	3,716.69	11,470.68	(3,716.69)	
Repairs and Maintenance - Office Equipment	50213050 02	60,940.00	-	60,940.00	-	
Repairs and Maintenance - Motor Vehicles	50213060 01	20,806.62	1,347.34	22,153.96	(1,347.34)	
Insurance Expenses	50215030 00	3,858.15	-	3,858.15	-	
Labor and Wages	50216010 00	3,953,000.00	676,936.17	2,125,814.56	1,827,185.44	
Printing and Publication Expenses	50299020 00	1,725,106.00	14,812.00	1,739,918.00	(14,812.00)	
Representation Expenses	50299030 00	1,670,672.61	4,030.00	311,598.36	1,359,074.25	
Rents - Motor Vehicles	50299050 03	35,000.00	-	9,000.00	26,000.00	
Rents - Equipment	50299050 04	32,786.47	3,370.08	36,156.55	(3,370.08)	
ICT Software Subscription	50299070 01	51,346.21	-	51,346.21	-	
Other Subscription Expenses	50299070 99	250,000.00	-	-	250,000.00	
Other Maintenance and Operating Expenses	50299990 99	230,800.00	-	230,800.00	-	
Sub-Program 2 TOTAL MOOE		18,068,000.00	2,194,827.42	12,379,650.28	5,688,349.72	

Statement of Allotments, Obligations and Balances

As of OCTOBER 31, 2023

Department: **Department of Science and Technology**
 Agency: **Science and Technology Information Institute**

P/A/P / ALLOTMENT CLASS / OBJECT OF EXPENDITURE	UACS	Allotment Received	OBLIGATIONS INCURRED		Unobligated Balance of Allotment	Remarks
			This Report	To Date		
CAPITAL OUTLAY						
Machinery and Equipment Outlay - Other Machinery and Equipment	50604050 99	1,000,000.00	-	-	1,000,000.00	
Intangible Assets Outlay - Other Intangible Assets	50606990 00	250,000.00	-	-	250,000.00	
GAS TOTAL CO		1,250,000.00	-	-	1,250,000.00	
Sub-Program 2 SUB - TOTAL		31,715,750.00	2,875,023.18	20,515,956.97	11,199,793.03	
Operation and Broadcast of DOST Science and Technology Channel "DOSTv"						
PERSONNEL SERVICES (PS)						
Salaries and Wages - Contractual	50101020 00	1,734,544.80	146,963.00	1,433,011.00	301,533.80	
Total Salaries and Wages		1,734,544.80	146,963.00	1,433,011.00	301,533.80	
Other Compensation	50102000 00					
PERA- Civilian	50102010 01	96,000.00	8,000.00	78,000.00	18,000.00	
Clothing/Uniform Allowance - Civilian	50102040 01	24,000.00	-	18,000.00	6,000.00	
Honoraria - Civilian	50102100 01	6,000.00	-	6,000.00	-	
Bonus- Civilian	50102140 01	146,963.00	-	-	146,963.00	
Cash Gift	50102150 01	20,000.00	-	-	20,000.00	
Mid-Year Bonus - Civilian	50102160 01	146,963.00	-	110,344.00	36,619.00	
Other Bonuses and Allowances	50102990 00					
Productivity Enhancement Incentive- Civilian	50102990 12	20,000.00	-	-	20,000.00	
Personnel Benefit Contributions	50103000 00					
Pag-IBIG-Civilian	50103020 01	4,800.00	400.00	3,800.00	1,000.00	
PhilHealth- Civilian	50103030 01	39,680.00	2,939.26	30,706.01	8,973.99	
ECIP- Civilian	50103040 01	4,800.00	400.00	3,700.00	1,100.00	
Other Personnel Benefits	5010400000					
Terminal Leave Benefits- Civilian	50104030 01	28,622.20	-	28,622.20	-	
Total Other Compensation		537,828.20	11,739.26	279,172.21	258,655.99	
Sub-Program 2 TOTAL PS		2,272,373.00	158,702.26	1,712,183.21	560,189.79	
MAINTENANCE AND OTHER OPERATING EXPENSES (MOOE)	50200000 00					
Traveling Expenses - Local	50201010 00	1,200,000.00	80,708.25	735,981.05	464,018.95	
ICT Training Expenses	50202010 01	100,000.00	-	-	100,000.00	
Training Expenses	50202010 02	256,071.67	59,900.00	315,971.67	(59,900.00)	
ICT Office Supplies	50203010 01	205,000.00	-	5,000.00	200,000.00	
Office Supplies Expenses	50203010 02	400,000.00	-	954.60	399,045.40	
Fuel, Oil and Lubricants Expenses	50203090 00	200,000.00	20,067.91	124,255.13	75,744.87	
Semi-Expendable Information and Communications Technology Equipment	50203210 03	24,000.00	-	24,000.00	-	
Semi-Expendable Furniture, Fixtures	50203220 01	33,400.00	-	33,400.00	-	
Other Supplies and Materials Expenses	50203990 00	600,000.00	59,000.00	239,798.46	360,201.54	
Water Expenses	50204010 00	13,722.10	-	13,722.10	-	
Electricity Expenses	50204020 00	490,456.33	68,425.43	558,881.76	(68,425.43)	
Postage and Courier Services	50205010 00	40,000.00	-	-	40,000.00	
Telephone Expenses - Mobile	50205020 01	50,000.00	-	33,226.66	16,773.34	
Rewards and Incentives	50206010 02	5,000.00	-	5,000.00	-	
Legal Services	50211010 00	2,200.00	-	2,200.00	-	
ICT Consultancy Services	50211030 01	75,319.03	-	-	75,319.03	
Other Professional Services	50211990 00	4,845,128.48	10,526.32	4,855,654.80	(10,526.32)	
Repairs and Maintenance - Office Equipment	50213050 02	11,640.00	-	11,640.00	-	
Repairs and Maintenance - Communication Equipment	50213050 07		3,770.00	3,770.00	(3,770.00)	
Repairs and Maintenance - Motor Vehicles	50213060 01	100,000.00	-	44,612.45	55,387.55	
Fidelity Bond Premiums	50215020 00	675.00	-	675.00	-	
Insurance Expenses	50215030 00	20,550.68	-	20,550.68	-	
Labor and Wages	50216010 00	3,090,680.97	565,153.78	3,310,839.35	(220,158.38)	
Advertising Expenses	50299010 00	6,534,793.69	-	4,335,329.81	2,199,463.88	
Printing and Publication Expenses	50299020 00	16,226.00	-	16,226.00	-	
Representation Expenses	50299030 00	328,198.66	2,380.00	255,399.86	72,798.80	
Rents - Motor Vehicles	50299050 03	300,000.00	-	50,500.00	249,500.00	
Rents - Equipment	50299050 04	75,000.00	-	-	75,000.00	
ICT Software Subscription	50299070 01	1,607,437.39	-	1,607,437.39	-	

Statement of Allotments, Obligations and Balances

As of OCTOBER 31, 2023

Department: **Department of Science and Technology**
 Agency: **Science and Technology Information Institute**

PIA/P / ALLOTMENT CLASS / OBJECT OF EXPENDITURE	UACS	Allotment Received	OBLIGATIONS INCURRED		Unobligated Balance of Allotment	Remarks
			This Report	To Date		
Other Maintenance and Operating Expenses	50299990 99	62,500.00	-	66,500.00	(4,000.00)	
Sub-Program 3 TOTAL MOOE		20,688,000.00	869,931.69	16,671,526.77	4,016,473.23	
Sub-Program 3 SUB - TOTAL		22,960,373.00	1,028,633.95	18,383,709.98	4,576,663.02	
SUMMARY						
PERSONNEL SERVICES (PS)						
Salaries and Wages - Regular	50101010 00					
Basic Salary- Civilian	50101010 01	29,043,125.55	2,242,712.72	23,006,402.64	6,036,722.91	
Salaries and Wages - Contractual	50101020 00	1,946,171.80	146,963.00	1,433,011.00	513,160.80	
Total Salaries and Wages		30,989,297.35	2,389,675.72	24,439,413.64	6,549,883.71	
Other Compensation	50102000 00					
PERA- Civilian	50102010 01	1,488,000.00	121,931.82	1,209,659.09	278,340.91	
Representation Allowance (RA)	50102020 00	288,000.00	28,500.00	232,500.00	55,500.00	
Transportation Allowance (TA)	50102030 01	288,000.00	15,000.00	142,500.00	145,500.00	
Clothing/Uniform Allowance - Civilian	50102040 01	372,000.00	-	330,000.00	42,000.00	
Honoraria - Civilian	50102100 01	256,000.00	-	182,000.00	74,000.00	
Overtime Pay	50102130 01	44,128.49	6,841.74	50,970.23	(6,841.74)	
Bonus- Civilian	50102140 01	2,595,963.00	-	32,707.50	2,563,255.50	
Cash Gift	50102150 01	310,000.00	-	3,500.00	306,500.00	
Mid-Year Bonus - Civilian	50102160 01	2,618,123.50	-	2,371,694.00	246,429.50	
Other Bonuses and Allowances	50102990 00					
Productivity Enhancement Incentive- Civilian	50102990 12	310,000.00	-	-	310,000.00	
Personnel Benefit Contributions	50103000 00					
Pag-IBIG-Civilian	50103020 01	74,800.00	6,000.00	59,700.00	15,100.00	
PhilHealth- Civilian	50103030 01	684,680.00	45,241.94	528,154.26	156,525.74	
ECIP- Civilian	50103040 01	75,800.00	6,000.00	59,200.00	16,600.00	
Other Personnel Benefits	5010400000					
Terminal Leave Benefits- Civilian	50104030 01	306,207.66	24,353.05	330,560.71	(24,353.05)	
Loyalty Award - Civilian	50104990 15	25,000.00	-	-	25,000.00	
Total Other Compensation		9,736,702.65	253,868.55	5,533,145.79	4,203,556.86	
Magna Carta Benefits for Science and Technology (R.A. 8439)						
Subsistence Allowance	50102050 02	2,315,000.00	109,237.50	1,069,049.50	1,245,950.50	
Laundry Allowance	50102060 03	366,000.00	21,232.94	195,141.81	170,858.19	
Hazard Pay	50102110 04	4,592,000.00	193,434.84	1,843,233.84	2,748,766.16	
Longevity Pay	50102120 03	1,836,000.00	128,443.29	1,359,323.07	476,676.93	
GAS TOTAL Magna Carta Benefits		9,109,000.00	452,348.57	4,466,748.22	4,642,251.78	
Administration of Personnel Benefits (APB)						
Terminal Leave Benefits- Civilian	50104030 01	864,000.00	-	864,000.00	-	
GAS TOTAL Administrative of Personnel Benefits		864,000.00	-	864,000.00	-	
TOTAL PERSONNEL SERVICES		50,699,000.00	3,095,892.84	35,303,307.65	15,395,692.35	
MAINTENANCE AND OTHER OPERATING EXPENSES (MOOE)	50200000 00					
Traveling Expenses - Local	50201010 00	4,219,888.00	634,183.07	3,076,112.21	1,143,775.79	
Traveling Expenses - Foreign	50201020 00	151,546.26	37,243.90	108,790.16	42,756.10	
ICT Training Expenses	50202010 01	250,000.00	-	-	250,000.00	
Training Expenses	50202010 02	5,053,558.99	1,428,495.76	6,482,054.75	(1,428,495.76)	
ICT Office Supplies	50203010 01	584,706.36	-	67,800.00	516,906.36	
Office Supplies Expenses	50203010 02	1,267,805.08	-	72,967.00	1,194,838.08	
Accountable Forms Expenses	50203020 00	10,000.00	-	2,100.00	7,900.00	
Fuel, Oil and Lubricants Expenses	50203090 00	616,749.01	88,850.13	609,786.36	6,962.65	
Textbooks and Instructional Materials Expenses	50203110 01	540,000.00	-	-	540,000.00	
Office Equipment	50203210 02	98,100.00	-	98,100.00	-	
Semi-Expendable Information and Communications Technology Equipment	50203210 03	607,928.00	-	364,928.00	243,000.00	
Semi-Expendable Communications Equipment	50203210 07	48,000.00	-	48,000.00	-	
Semi-Expendable Printing Equipment	50203210 11	24,000.00	-	-	24,000.00	
Semi-Expendable Furniture, Fixtures	50203220 01	147,190.00	100,000.00	247,190.00	(100,000.00)	
Other Supplies and Materials Expenses	50203990 00	2,559,266.83	466,450.00	2,320,856.21	238,410.62	

Statement of Allotments, Obligations and Balances

As of OCTOBER 31, 2023

Department: **Department of Science and Technology**
 Agency: **Science and Technology Information Institute**

PIA/P / ALLOTMENT CLASS / OBJECT OF EXPENDITURE	UACS	Allotment Received	OBLIGATIONS INCURRED		Unobligated Balance of Allotment	Remarks
			This Report	To Date		
Water Expenses	50204010 00	144,888.40	-	68,610.51	76,277.89	
Electricity Expenses	50204020 00	4,061,825.41	273,701.69	2,725,983.48	1,335,841.93	
Postage and Courier Services	50205010 00	456,690.97	96,842.72	346,236.69	110,454.28	
Telephone Expenses - Mobile	50205020 01	286,299.00	6,000.00	126,643.66	159,655.34	
Telephone Expenses - Landline	50205020 02	150,000.00	3,064.02	18,077.73	131,922.27	
Internet Subscription Expenses	50205030 00	271,000.00	-	72,000.00	199,000.00	
Cable, Satellite, Telegraph & Radio Expenses	50205040 00	110,000.00	-	-	110,000.00	
Rewards and Incentives	50206010 02	62,000.00	-	62,000.00	-	
Extraordinary and Miscellaneous Expenses	50210030 00	136,000.00	11,300.00	113,000.00	23,000.00	
Legal Services	50211010 00	294,000.00	25,000.00	245,200.00	48,800.00	
Auditing Services	50211020 00	40,000.00	-	-	40,000.00	
ICT Consultancy Services	50211030 01	482,141.44	-	-	482,141.44	
Consultancy Services	50211030 02	522,233.32	55,372.22	577,605.54	(55,372.22)	
Other Professional Services	50211990 00	10,140,175.08	163,326.32	7,922,751.40	2,217,423.68	
Janitorial Services	50212020 00	1,100,000.00	108,790.65	1,049,197.82	50,802.18	
Security Services	50212030 00	1,400,000.00	136,183.52	1,298,799.72	101,200.28	
Repairs and Maintenance - Buildings	50213040 01	209,096.24	11,150.05	128,000.29	81,095.95	
Repairs and Maintenance - Other Structures	50213040 99	28,896.00	-	28,896.00	-	
Repairs and Maintenance - Machinery	50213050 01	100,000.00	-	-	100,000.00	
Repairs and Maintenance - Office Equipment	50213050 02	200,820.00	-	200,820.00	-	
Repairs and Maintenance - Motor Vehicles	50213060 01	271,395.00	4,042.00	220,049.45	51,345.55	
Taxes, Duties & Licenses	50215010 01	15,000.00	2,050.00	4,200.00	10,800.00	
Fidelity Bond Premiums	50215020 00	47,675.00	7,500.00	47,475.00	200.00	
Insurance Expenses	50215030 00	153,788.19	-	153,788.19	-	
Labor and Wages	50216010 00	12,314,521.48	2,126,885.36	11,121,847.54	1,192,673.94	
Advertising Expenses	50299010 00	7,359,753.69	1,000.00	5,161,289.81	2,198,463.88	
Printing and Publication Expenses	50299020 00	1,868,974.00	15,562.00	1,781,912.00	87,062.00	
Representation Expenses	50299030 00	3,394,924.55	22,990.00	1,979,631.50	1,415,293.05	
Transportation & Delivery Expenses	50299040 00	14,905.00	596.00	15,501.00	(596.00)	
Rents - Motor Vehicles	50299050 03	444,000.00	-	86,500.00	357,500.00	
Rents - Equipment	50299050 04	315,626.21	16,228.91	140,823.68	174,802.53	
ICT Software Subscription	50299070 01	2,333,176.49	-	2,333,176.49	-	
Other Subscription Expenses	50299070 99	300,000.00	-	-	300,000.00	
Other Maintenance and Operating Expenses	50299990 99	862,456.00	-	816,156.00	46,300.00	
TOTAL MOOE		66,071,000.00	5,846,978.32	52,349,028.19	13,721,971.81	
CAPITAL OUTLAY (CO)						
Buildings and Others Structures - Buildings	50604040 01	8,620,000.00	-	7,984,871.38	635,128.62	
Machinery and Equipment Outlay - Machinery	50604050 01	1,000,000.00	-	-	1,000,000.00	
Intangible Assets Outlay - Computer Software	50606020 00	250,000.00	-	-	250,000.00	
TOTAL CO		9,870,000.00	-	7,984,871.38	1,885,128.62	
AUTOMATIC APPROPRIATIONS (RLIP)						
General Management and Supervision						
Retirement and Life Insurance Premium	50103010 00	1,042,373.00	88,713.84	978,441.08	63,931.92	
Operation of Science and Technology Center for Information Services						
Retirement and Life Insurance Premium	50103010 00	1,117,000.00	93,074.40	875,697.72	241,302.28	
Science and Technology Promotion and Advocacy Services						
Retirement and Life Insurance Premium	50103010 00	1,155,000.00	74,446.56	790,225.08	364,774.92	
Operation and Broadcast of DOST Science and Technology Channel "DOSTv"						
Retirement and Life Insurance Premium	50103010 00	211,627.00	17,635.56	162,620.16	49,006.84	
TOTAL Automatic Appropriations (RLIP)		3,526,000.00	273,870.36	2,806,984.04	719,015.96	
CURRENT APPROPRIATIONS TOTAL		130,166,000.00	9,216,741.52	98,444,191.26	31,721,808.74	

Statement of Allotments, Obligations and Balances

As of OCTOBER 31, 2023

Department: Department of Science and Technology
 Agency: Science and Technology Information Institute

P/A/P / ALLOTMENT CLASS / OBJECT OF EXPENDITURE	UACS	Allotment Received	OBLIGATIONS INCURRED		Unobligated Balance of Allotment	Remarks
			This Report	To Date		
CONTINUING APPROPRIATIONS FY 2022 GAA R.A. 11639						
Science and Technology Information Program						
Operation of Science and Technology Center for Information Services						
MAINTENANCE AND OTHER OPERATING EXPENSES (MOOE)						
Training Expenses	50202010 02		70,035.01	70,035.01	(70,035.01)	
Semi-Expendable Furniture, Fixtures and Books	50203220 00	500.00	-	-	500.00	
ICT Software Subscription	50299070 01	206,975.70	-	32,440.69	174,535.01	
Other Supplies and Materials Expenses	50203990 00		104,500.00	104,500.00	(104,500.00)	
Sub-Program 1 TOTAL		207,475.70	174,535.01	206,975.70	500.00	-
MAINTENANCE AND OTHER OPERATING EXPENSES (MOOE)						
Operation and Broadcast of DOST Science and Technology Channel "DOSTv"						
Traveling Expenses - Local	50201010 00	-	-	-	-	
Office Supplies Expenses	50203010 02	-	-	-	-	
Labor and Wages	50216010 00	-	-	-	-	
Advertising Expenses	50299010 00	1,681,310.19	-	1,681,310.19	-	
Rents - Motor Vehicles	50299030 00	-	-	-	-	
Sub-Program 3 TOTAL		1,681,310.19	-	1,681,310.19	-	-
Continuing Appropriations TOTAL MOOE		1,888,785.89	174,535.01	1,888,285.89	500.00	
CONTINUING APPROPRIATIONS FY 2022 GAA R.A. 11639						
CAPITAL OUTLAY (CO)						
General Administration and Support						
ICT Software	50604050 15	6,960.47	-	-	6,960.47	
GAS TOTAL CO		6,960.47	-	-	6,960.47	
Continuing Appropriations TOTAL CO		6,960.47	-	-	6,960.47	
Continuing Appropriations FY 2022 GAA R.A. 11639 TOTAL		1,895,746.36	174,535.01	1,888,285.89	7,460.47	
OTHER RELEASES						
Pension and Gratuity Fund						
Terminal Leave Benefits	50104030 01	167,767.00	-	167,766.43	0.57	
TOTAL		167,767.00	-	167,766.43	0.57	
Pension and Gratuity Fund						
General Management and Supervision						
Other Personnel Benefits (Monetization)	50104990 99	1,007,754.07	-	1,007,754.03	0.04	
Operation of Science and Technology Center for Information Services						
Other Personnel Benefits (Monetization)	50104990 99	576,119.73	-	576,119.73	-	
Science and Technology Promotion and Advocacy Services						
Other Personnel Benefits (Monetization)	50104990 99	470,062.20	-	470,062.20	-	
TOTAL		2,053,936.00	-	2,053,935.96	0.04	
TOTAL PGF		2,221,703.00	-	2,221,702.39	0.61	

Statement of Allotments, Obligations and Balances

As of OCTOBER 31, 2023

Department: Department of Science and Technology
 Agency: Science and Technology Information Institute

P/A/P / ALLOTMENT CLASS / OBJECT OF EXPENDITURE	UACS	Allotment Received	OBLIGATIONS INCURRED		Unobligated Balance of Allotment	Remarks
			This Report	To Date		
Miscellaneous Personnel Benefits Fund						
General Management and Supervision						
FY 2021 Performance Based Bonus (PBB)	50102990 14	357,722.76	-	357,722.56	0.20	
Operation of Science and Technology Center for Information Services						
FY 2021 Performance Based Bonus (PBB)	50102990 14	297,811.28	-	297,811.28	-	
Science and Technology Promotion and Advocacy Services						
FY 2021 Performance Based Bonus (PBB)	50102990 14	398,548.80	-	398,548.80	-	
Operation and Broadcast of DOST Science and Technology Channel "DOSTv"						
FY 2021 Performance Based Bonus (PBB)	50102990 14	70,048.16	-	70,048.16	-	
TOTAL MPBF		1,124,131.00	-	1,124,130.80	0.20	-
OTHER RELEASES TOTAL						
		3,345,834.00	-	3,345,833.19	0.81	
Recap:						
PS		57,570,834.00	3,369,763.20	41,456,124.88	16,114,709.12	72.0%
REGULAR		50,699,000.00	3,095,892.84	35,303,307.65	15,395,692.35	
RLIP		3,526,000.00	273,870.36	2,806,984.04	719,015.96	
MOOE		66,071,000.00	5,846,978.32	52,349,028.19	13,721,971.81	79.2%
CO		9,870,000.00	-	7,984,871.38	1,885,128.62	80.9%
Pension and Gratuity Fund (MLC)		2,053,936.00	-	2,053,935.96	0.04	100.0%
Pension and Gratuity Fund (Terminal Leave Benefits)		167,767.00	-	167,766.43	0.57	100.0%
Miscellaneous Personnel Benefits Fund (PBB)		1,124,131.00	-	1,124,130.80	0.20	100.0%
Current Appropriations FY 2023 GAA R.A. 11936						
		133,511,834.00	9,216,741.52	101,790,024.45	31,721,809.55	76.2%
MOOE		1,888,785.89	174,535.01	1,888,285.89	500.00	100.0%
CO		6,960.47	-	-	6,960.47	0.0%
Continuing Appropriations FY 2022 GAA R.A. 11639						
		1,895,746.36	174,535.01	1,888,285.89	7,460.47	99.6%
GRAND TOTAL						
		135,407,580.36	9,391,276.53	103,678,310.34	31,729,270.02	76.6%


Prepared by:


BENILA B. BUEMIA
 Administrative Officer V / Budget Officer
 03 NOV 2023

Noted by:


MARITES B. PABLO
 Officer-in-Charge, FAD
 11/0/23

Approved by:


RODOLFO P. DE GUZMAN
 Officer-in-Charge, Office of the Director