



Government Accountability Office

Office of the Director

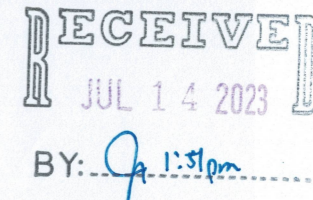


RECEIVED

ms 7/17/23

Department of Science and Technology
SCIENCE AND TECHNOLOGY INFORMATION INSTITUTE

Budget and Financial Accountability Reports (BFARs) as of June 30, 2023

as prescribed under
COA and DBM Joint Circular No. 2014-1 and 2019-1



ms
13 JUL 2023

SUMMARY OF APPROPRIATIONS, ALLOTMENTS, OBLIGATIONS, DISBURSEMENTS AND BALANCES BY OBJECT OF EXPENDITURES
As at the Quarter Ending June 30, 2023

Department : Department of Science and Technology (DOST)
 Agency/Entity : Science and Technology Information Institute
 Operating Unit : < not applicable >
 Organization Code (UACS) : 19 019 000000
 Fund Cluster : 01 - Regular Agency Fund

| | |
|---|-----------------------------|
| | Current Year Appropriations |
| | Supplemental Appropriations |
| X | Continuing Appropriations |

(e.g. UACS Fund Cluster: 01-Regular Agency Fund, 02-Foreign Assisted Projects Fund, 03-Special Account-Locally Funded/Domestic Grants Fund, and 04-Special Account-Foreign Assisted/Foreign Grants Fund)

| Particulars | UACS CODE | Appropriations | | | Allotments | | | Obligations | | | | Disbursements | | | | Balances | | | | | | | | | | |
|---|------------|---------------------------|---|-------------------------|---------------------|---|-------------|---------------|---------------------|-----------------------------|----------------------------|---------------------------------|--------------------------------|------------------|-----------------------------|----------------------------|---------------------------------|--------------------------------|------------------|---------------------------|------------------------|------------------------------------|------------|------|------|------|
| | | Authorized Appropriations | Adjustments (Transfer To/From, Modifications/Augmentations) | Adjusted Appropriations | Allotments Received | Adjustments (Reductions, Modifications/Augmentations) | Transfer To | Transfer From | Adjusted Allotments | 1st Quarter Ending March 31 | 2nd Quarter Ending June 30 | 3rd Quarter Ending September 30 | 4th Quarter Ending December 31 | Total | 1st Quarter Ending March 31 | 2nd Quarter Ending June 30 | 3rd Quarter Ending September 30 | 4th Quarter Ending December 31 | Total | Unreleased Appropriations | Unobligated Allotments | Unpaid Obligations (15-20)-(23+24) | | | | |
| | | 3 | 4 | 5=(3+4) | 6 | 7 | 8 | 9 | 10=(8+(7)-6+9) | 11 | 12 | 13 | 14 | 15=(11+12+13+14) | 16 | 17 | 18 | 19 | 20=(16+17+18+19) | 21=(5-16) | 22=(16-15) | 23 | 24 | | | |
| SUMMARY | | 1,895,746.36 | 0.00 | 1,895,746.36 | 1,895,746.36 | 0.00 | 0.00 | 1,895,746.36 | 0.00 | 1,681,310.19 | 0.00 | 0.00 | 1,681,310.19 | 0.00 | 1,681,310.19 | 0.00 | 1,681,310.19 | 0.00 | 1,681,310.19 | 0.00 | 1,681,310.19 | 0.00 | 214,436.17 | 0.00 | 0.00 | 0.00 |
| I. CONTINUING APPROPRIATIONS | | 1,895,746.36 | 0.00 | 1,895,746.36 | 1,895,746.36 | 0.00 | 0.00 | 1,895,746.36 | 0.00 | 1,681,310.19 | 0.00 | 0.00 | 1,681,310.19 | 0.00 | 1,681,310.19 | 0.00 | 1,681,310.19 | 0.00 | 1,681,310.19 | 0.00 | 1,681,310.19 | 0.00 | 214,436.17 | 0.00 | 0.00 | 0.00 |
| I. Agency Specific Budget | | 1,895,746.36 | 0.00 | 1,895,746.36 | 1,895,746.36 | 0.00 | 0.00 | 1,895,746.36 | 0.00 | 1,681,310.19 | 0.00 | 0.00 | 1,681,310.19 | 0.00 | 1,681,310.19 | 0.00 | 1,681,310.19 | 0.00 | 1,681,310.19 | 0.00 | 1,681,310.19 | 0.00 | 214,436.17 | 0.00 | 0.00 | 0.00 |
| Maintenance and Other Operating Expenses | | 1,888,785.89 | 0.00 | 1,888,785.89 | 1,888,785.89 | 0.00 | 0.00 | 1,888,785.89 | 0.00 | 1,681,310.19 | 0.00 | 0.00 | 1,681,310.19 | 0.00 | 1,681,310.19 | 0.00 | 1,681,310.19 | 0.00 | 1,681,310.19 | 0.00 | 1,681,310.19 | 0.00 | 207,475.70 | 0.00 | 0.00 | 0.00 |
| Traveling Expenses | 502010000 | 497,742.18 | (497,742.18) | 0.00 | 497,742.18 | (497,742.18) | 0.00 | 0.00 | 0.00 | 0.00 | 0.00 | 0.00 | 0.00 | 0.00 | 0.00 | 0.00 | 0.00 | 0.00 | 0.00 | 0.00 | 0.00 | 0.00 | 0.00 | 0.00 | 0.00 | 0.00 |
| Traveling Expenses - Local | 5020101000 | 497,742.18 | (497,742.18) | 0.00 | 497,742.18 | (497,742.18) | 0.00 | 0.00 | 0.00 | 0.00 | 0.00 | 0.00 | 0.00 | 0.00 | 0.00 | 0.00 | 0.00 | 0.00 | 0.00 | 0.00 | 0.00 | 0.00 | 0.00 | 0.00 | 0.00 | 0.00 |
| Supplies and Materials Expenses | 502030000 | 181,215.63 | (181,215.63) | 0.00 | 181,215.63 | (181,215.63) | 0.00 | 0.00 | 0.00 | 0.00 | 0.00 | 0.00 | 0.00 | 0.00 | 0.00 | 0.00 | 0.00 | 0.00 | 0.00 | 0.00 | 0.00 | 0.00 | 0.00 | 0.00 | 0.00 | 0.00 |
| Office Supplies Expenses | 5020301000 | 181,215.63 | (181,215.63) | 0.00 | 181,215.63 | (181,215.63) | 0.00 | 0.00 | 0.00 | 0.00 | 0.00 | 0.00 | 0.00 | 0.00 | 0.00 | 0.00 | 0.00 | 0.00 | 0.00 | 0.00 | 0.00 | 0.00 | 0.00 | 0.00 | 0.00 | 0.00 |
| Office Supplies Expenses | 5020301002 | 181,215.63 | (181,215.63) | 0.00 | 181,215.63 | (181,215.63) | 0.00 | 0.00 | 0.00 | 0.00 | 0.00 | 0.00 | 0.00 | 0.00 | 0.00 | 0.00 | 0.00 | 0.00 | 0.00 | 0.00 | 0.00 | 0.00 | 0.00 | 0.00 | 0.00 | 0.00 |
| Semi-Expendable Furniture, Fixtures and Books | 502032000 | 500.00 | 0.00 | 500.00 | 500.00 | 0.00 | 0.00 | 500.00 | 0.00 | 0.00 | 0.00 | 0.00 | 0.00 | 0.00 | 0.00 | 0.00 | 0.00 | 0.00 | 0.00 | 0.00 | 0.00 | 0.00 | 0.00 | 0.00 | 0.00 | 0.00 |
| Furniture and Fixtures | 5020322001 | 500.00 | 0.00 | 500.00 | 500.00 | 0.00 | 0.00 | 500.00 | 0.00 | 0.00 | 0.00 | 0.00 | 0.00 | 0.00 | 0.00 | 0.00 | 0.00 | 0.00 | 0.00 | 0.00 | 0.00 | 0.00 | 0.00 | 0.00 | 0.00 | 0.00 |
| Labor and Wages | 502160000 | 253,617.94 | (253,617.94) | 0.00 | 253,617.94 | (253,617.94) | 0.00 | 0.00 | 0.00 | 0.00 | 0.00 | 0.00 | 0.00 | 0.00 | 0.00 | 0.00 | 0.00 | 0.00 | 0.00 | 0.00 | 0.00 | 0.00 | 0.00 | 0.00 | 0.00 | 0.00 |
| Labor and Wages | 5021601000 | 253,617.94 | (253,617.94) | 0.00 | 253,617.94 | (253,617.94) | 0.00 | 0.00 | 0.00 | 0.00 | 0.00 | 0.00 | 0.00 | 0.00 | 0.00 | 0.00 | 0.00 | 0.00 | 0.00 | 0.00 | 0.00 | 0.00 | 0.00 | 0.00 | 0.00 | 0.00 |
| Other Maintenance and Operating Expenses | 502990000 | 952,575.75 | 952,575.75 | 1,888,285.89 | 952,575.75 | 952,575.75 | 0.00 | 0.00 | 1,888,285.89 | 0.00 | 1,681,310.19 | 0.00 | 0.00 | 1,681,310.19 | 0.00 | 1,681,310.19 | 0.00 | 1,681,310.19 | 0.00 | 1,681,310.19 | 0.00 | 206,975.70 | 0.00 | 0.00 | 0.00 | 0.00 |
| Advertising Expenses | 5029901000 | 473,274.44 | 1,208,035.75 | 1,681,310.19 | 473,274.44 | 1,208,035.75 | 0.00 | 0.00 | 1,681,310.19 | 0.00 | 1,681,310.19 | 0.00 | 0.00 | 1,681,310.19 | 0.00 | 1,681,310.19 | 0.00 | 1,681,310.19 | 0.00 | 1,681,310.19 | 0.00 | 206,975.70 | 0.00 | 0.00 | 0.00 | 0.00 |
| Rent/Lease Expenses | 5029905000 | 275,480.00 | (275,480.00) | 0.00 | 275,480.00 | (275,480.00) | 0.00 | 0.00 | 0.00 | 0.00 | 0.00 | 0.00 | 0.00 | 0.00 | 0.00 | 0.00 | 0.00 | 0.00 | 0.00 | 0.00 | 0.00 | 0.00 | 0.00 | 0.00 | 0.00 | 0.00 |
| Rents - Motor Vehicles | 5029905003 | 275,480.00 | (275,480.00) | 0.00 | 275,480.00 | (275,480.00) | 0.00 | 0.00 | 0.00 | 0.00 | 0.00 | 0.00 | 0.00 | 0.00 | 0.00 | 0.00 | 0.00 | 0.00 | 0.00 | 0.00 | 0.00 | 0.00 | 0.00 | 0.00 | 0.00 | 0.00 |
| Subscription Expenses | 5029907000 | 206,975.70 | 0.00 | 206,975.70 | 206,975.70 | 0.00 | 0.00 | 206,975.70 | 0.00 | 0.00 | 0.00 | 0.00 | 0.00 | 0.00 | 0.00 | 0.00 | 0.00 | 0.00 | 0.00 | 0.00 | 0.00 | 0.00 | 0.00 | 0.00 | 0.00 | 0.00 |
| ICT Software Subscription | 5029907001 | 206,975.70 | 0.00 | 206,975.70 | 206,975.70 | 0.00 | 0.00 | 206,975.70 | 0.00 | 0.00 | 0.00 | 0.00 | 0.00 | 0.00 | 0.00 | 0.00 | 0.00 | 0.00 | 0.00 | 0.00 | 0.00 | 0.00 | 0.00 | 0.00 | 0.00 | 0.00 |
| Capital Outlays | | 6,960.47 | 0.00 | 6,960.47 | 6,960.47 | 0.00 | 0.00 | 6,960.47 | 0.00 | 0.00 | 0.00 | 0.00 | 0.00 | 0.00 | 0.00 | 0.00 | 0.00 | 0.00 | 0.00 | 0.00 | 0.00 | 0.00 | 0.00 | 0.00 | 0.00 | 0.00 |
| Property, Plant and Equipment Outlay | 506040000 | 6,960.47 | 0.00 | 6,960.47 | 6,960.47 | 0.00 | 0.00 | 6,960.47 | 0.00 | 0.00 | 0.00 | 0.00 | 0.00 | 0.00 | 0.00 | 0.00 | 0.00 | 0.00 | 0.00 | 0.00 | 0.00 | 0.00 | 0.00 | 0.00 | 0.00 | 0.00 |
| Machinery and Equipment Outlay | 5060405000 | 6,960.47 | 0.00 | 6,960.47 | 6,960.47 | 0.00 | 0.00 | 6,960.47 | 0.00 | 0.00 | 0.00 | 0.00 | 0.00 | 0.00 | 0.00 | 0.00 | 0.00 | 0.00 | 0.00 | 0.00 | 0.00 | 0.00 | 0.00 | 0.00 | 0.00 | 0.00 |
| ICT Software | 5060405015 | 6,960.47 | 0.00 | 6,960.47 | 6,960.47 | 0.00 | 0.00 | 6,960.47 | 0.00 | 0.00 | 0.00 | 0.00 | 0.00 | 0.00 | 0.00 | 0.00 | 0.00 | 0.00 | 0.00 | 0.00 | 0.00 | 0.00 | 0.00 | 0.00 | 0.00 | 0.00 |
| GRAND TOTAL | | 1,895,746.36 | 0.00 | 1,895,746.36 | 1,895,746.36 | 0.00 | 0.00 | 1,895,746.36 | 0.00 | 1,681,310.19 | 0.00 | 0.00 | 1,681,310.19 | 0.00 | 1,681,310.19 | 0.00 | 1,681,310.19 | 0.00 | 1,681,310.19 | 0.00 | 1,681,310.19 | 0.00 | 214,436.17 | 0.00 | 0.00 | 0.00 |

Department : Department of Science and Technology (DOST)
 Agency/Entity : Science and Technology Information Institute
 Operating Unit : < not applicable >
 Organization Code (UACS) : 19 019 0000000
 Fund Cluster : 01 - Regular Agency Fund
 (e.g. UACS Fund Cluster: 01-Regular Agency Fund, 02-Foreign Assisted Projects Fund, 03-Special Account-Locally Funded/Domestic Grants Fund, and 04-Special Account-Foreign Assisted/Foreign Grants Fund)

| | |
|---|-----------------------------|
| | Current Year Appropriations |
| | Supplemental Appropriations |
| X | Continuing Appropriations |

| Particulars | UACS CODE | Appropriations | | | | Allotments | | | | Obligations | | | | | Disbursements | | | | Balances | | | | |
|-------------|-----------|---------------------------|--|-------------------------|---------------------|--|----------------|---------------|---------------------|-----------------------------|----------------------------|---------------------------------|--------------------------------|-------|-----------------------------|----------------------------|---------------------------------|--------------------------------|------------|---------------------------|------------------------|------------------------------------|--|
| | | Authorized Appropriations | Adjustments (Transfer To/From, Modifications/ Augmentations) | Adjusted Appropriations | Allotments Received | Adjustments (Reductions, Modifications/ Augmentations) | Transfer To | Transfer From | Adjusted Allotments | 1st Quarter Ending March 31 | 2nd Quarter Ending June 30 | 3rd Quarter Ending September 30 | 4th Quarter Ending December 31 | Total | 1st Quarter Ending March 31 | 2nd Quarter Ending June 30 | 3rd Quarter Ending September 30 | 4th Quarter Ending December 31 | Total | Unreleased Appropriations | Unobligated Allotments | Unpaid Obligations (15-20)=(23+24) | |
| | | 5=(3+4) | 6 | 7 | 8 | 9 | 10=[(6+7)-8+9] | 11 | 12 | 13 | 14 | 15=(11+12+13+14) | 16 | 17 | 18 | 19 | 20=(16+17+18+19) | 21=(5-10) | 22=(10-15) | 23 | 24 | | |
| | | | | | | | | | | | | | | | | | | | | | | | |

Certified Correct:
 BENILA B. BENEWA
 OIC, Budget Section
 Date: July 12, 2023 06:53 PM

Certified Correct:
 MA. AURORE B. BAYANGCO
 Chief Accountant
 Date: July 12, 2023 06:53 PM

Recommending Approved By:
 ARLENE C. CENIZO
 FAD-Chief
 Date: July 12, 2023 06:57 PM

Approved By:
 RICHARD B. BURGOS
 Agency Head
 Date: July 12, 2023 07:01 PM

11 3 JUL 2023



In following-up, pls. cite DMS ref #
2023-BF-0096716-E

REPUBLIC OF THE PHILIPPINES
DEPARTMENT OF BUDGET AND MANAGEMENT
GENERAL SOLANO STREET, SAN MIGUEL, MANILA

ACKNOWLEDGEMENT RECEIPT

The **DEPARTMENT OF BUDGET AND MANAGEMENT** hereby acknowledges the receipt of your letter/request which has been uploaded to the DBM-Document Management System and routed to the appropriate office/s with the following information:

Sender: STII - PERSONAL DELIVERY
Document Title: DOST-STII-SUBMISSION OF BFARS AS OF JUNE 30, 2023
Document Reference No: 2023-BF-0096716-E
Date and Time Uploaded: Monday, July 17, 2023 2:49:40 PM
Uploaded By: CRD RECEIVING EDUARD
Routed To: BMB-F CAMILLE J. VENTURA
CC:
Total no of pages received: 1 copy and 29 pages

The determination of the completeness of the documentary requirements submitted, if any, is subject to the evaluation of the technical person in charge.

This receipt is system generated and does not require signature.

Received by:

