

MONTHLY REPORT OF DISBURSEMENTS
For the month of April 2021


Department: Department of Science and Technology (DOST)
Agency/Entity: Science and Technology Information Institute
Operating Unit: < not applicable >
Organization Code (UACS): 19 019 000000
Fund Cluster: 01 Regular Agency Fund


Particulars	Current Year Budget					Prior Year's Budget					Current Year's Accounts Payable					TOTAL	SUB-TOTAL	Trust Liabilities				Grand Total				Remarks	
	PS	MOOE	FinEx	CO	TOTAL	PS	MOOE	FinEx	CO	Sub-Total	PS	MOOE	FinEx	CO	Sub-Total			PS	MOOE	CO	TOTAL	PS	MOOE	FinEx	CO		TOTAL
	6=(2+3+4+5)	7	8	9	10	11=(7+8+9+10)	12	13	14	15	16=(12+13+14+15)	17=(11+16)	18=(6+17)	19	20			21	22=(19+20+21)	23	24	25	26	27=(23+24+25+26)	28		
CASH DISBURSEMENTS	3,171,285.78	1,251,808.98	0.00	0.00	4,423,094.76	0.00	2,425,861.20	0.00	0.00	2,425,861.20	0.00	0.00	0.00	0.00	2,425,861.20	6,848,955.96	0.00	0.00	0.00	0.00	3,171,285.78	3,677,570.18	0.00	0.00	6,848,955.96		
Notice of Cash Allocation (NCA)	3,171,285.78	1,251,808.98	0.00	0.00	4,423,094.76	0.00	2,425,861.20	0.00	0.00	2,425,861.20	0.00	0.00	0.00	0.00	2,425,861.20	6,848,955.96	0.00	0.00	0.00	0.00	3,171,285.78	3,677,570.18	0.00	0.00	6,848,955.96		
MDS Checks Issued	819,132.39	134,350.92	0.00	0.00	953,483.31	0.00	0.00	0.00	0.00	0.00	0.00	0.00	0.00	0.00	0.00	819,132.39	134,350.92	0.00	0.00	0.00	0.00	0.00	0.00	953,483.31			
Advice to Debt Account	2,352,153.39	1,117,458.06	0.00	0.00	3,469,611.45	0.00	2,425,861.20	0.00	0.00	2,425,861.20	0.00	0.00	0.00	0.00	2,425,861.20	5,895,472.65	0.00	0.00	0.00	0.00	2,352,153.39	3,543,319.28	0.00	0.00	5,895,472.65		
Notice of Transfer Allocations (NTA)	0.00	0.00	0.00	0.00	0.00	0.00	0.00	0.00	0.00	0.00	0.00	0.00	0.00	0.00	0.00	0.00	0.00	0.00	0.00	0.00	0.00	0.00	0.00	0.00	0.00		
MDS Checks Issued	0.00	0.00	0.00	0.00	0.00	0.00	0.00	0.00	0.00	0.00	0.00	0.00	0.00	0.00	0.00	0.00	0.00	0.00	0.00	0.00	0.00	0.00	0.00	0.00	0.00		
Advice to Debt Account	0.00	0.00	0.00	0.00	0.00	0.00	0.00	0.00	0.00	0.00	0.00	0.00	0.00	0.00	0.00	0.00	0.00	0.00	0.00	0.00	0.00	0.00	0.00	0.00	0.00		
Working Fund for FAPs	0.00	0.00	0.00	0.00	0.00	0.00	0.00	0.00	0.00	0.00	0.00	0.00	0.00	0.00	0.00	0.00	0.00	0.00	0.00	0.00	0.00	0.00	0.00	0.00	0.00		
Cash Disbursement Ceiling (CDC)	0.00	0.00	0.00	0.00	0.00	0.00	0.00	0.00	0.00	0.00	0.00	0.00	0.00	0.00	0.00	0.00	0.00	0.00	0.00	0.00	0.00	0.00	0.00	0.00	0.00		
TOTAL CASH DISBURSEMENTS	3,171,285.78	1,251,808.98	0.00	0.00	4,423,094.76	0.00	2,425,861.20	0.00	0.00	2,425,861.20	0.00	0.00	0.00	0.00	2,425,861.20	6,848,955.96	0.00	0.00	0.00	0.00	3,171,285.78	3,677,570.18	0.00	0.00	6,848,955.96		
NON-CASH DISBURSEMENTS	327,055.73	37,953.84	0.00	0.00	365,009.57	0.00	146,362.78	0.00	0.00	146,362.78	0.00	0.00	0.00	0.00	146,362.78	511,372.33	0.00	0.00	0.00	0.00	327,055.73	184,316.60	0.00	0.00	511,372.33		
Tax Remittance Advices Issued (TRA)	327,055.73	37,953.84	0.00	0.00	365,009.57	0.00	146,362.78	0.00	0.00	146,362.78	0.00	0.00	0.00	0.00	146,362.78	511,372.33	0.00	0.00	0.00	0.00	327,055.73	184,316.60	0.00	0.00	511,372.33		
Non-Cash Availment Authority (NCAA)	0.00	0.00	0.00	0.00	0.00	0.00	0.00	0.00	0.00	0.00	0.00	0.00	0.00	0.00	0.00	0.00	0.00	0.00	0.00	0.00	0.00	0.00	0.00	0.00	0.00		
Disbursements effected through outright deductions from claims (state specifically...)	0.00	0.00	0.00	0.00	0.00	0.00	0.00	0.00	0.00	0.00	0.00	0.00	0.00	0.00	0.00	0.00	0.00	0.00	0.00	0.00	0.00	0.00	0.00	0.00	0.00		
Overpayment of expenses (e.g. personal benefits)	0.00	0.00	0.00	0.00	0.00	0.00	0.00	0.00	0.00	0.00	0.00	0.00	0.00	0.00	0.00	0.00	0.00	0.00	0.00	0.00	0.00	0.00	0.00	0.00	0.00		
Resolution for loss of government property	0.00	0.00	0.00	0.00	0.00	0.00	0.00	0.00	0.00	0.00	0.00	0.00	0.00	0.00	0.00	0.00	0.00	0.00	0.00	0.00	0.00	0.00	0.00	0.00	0.00		
Liquidated damages and similar claims	0.00	0.00	0.00	0.00	0.00	0.00	0.00	0.00	0.00	0.00	0.00	0.00	0.00	0.00	0.00	0.00	0.00	0.00	0.00	0.00	0.00	0.00	0.00	0.00	0.00		
Others (e.g. TEF, BTR, Docs Stamp, etc.)	0.00	0.00	0.00	0.00	0.00	0.00	0.00	0.00	0.00	0.00	0.00	0.00	0.00	0.00	0.00	0.00	0.00	0.00	0.00	0.00	0.00	0.00	0.00	0.00	0.00		
TOTAL NON-CASH DISBURSEMENTS	327,055.73	37,953.84	0.00	0.00	365,009.57	0.00	146,362.78	0.00	0.00	146,362.78	0.00	0.00	0.00	0.00	146,362.78	511,372.33	0.00	0.00	0.00	0.00	327,055.73	184,316.60	0.00	0.00	511,372.33		
GRAND TOTAL	3,498,341.51	1,289,762.82	0.00	0.00	4,788,104.33	0.00	2,572,223.98	0.00	0.00	2,572,223.98	0.00	0.00	0.00	0.00	2,572,223.98	7,360,328.29	0.00	0.00	0.00	0.00	3,498,341.51	3,861,886.78	0.00	0.00	7,360,328.29		


SUMMARY

Particulars	Previous Report	This Month	As at Date
(1)	(2)	(3)	(4)
Total Disbursement Authorities Received	17,665,189.73	7,615,372.33	25,280,562.06
NCA	16,481,000.00	7,104,000.00	23,585,000.00
NTA	0.00	0.00	0.00
Working Fund	0.00	0.00	0.00
TRA	1,184,189.73	511,372.33	1,695,562.06
CDC	0.00	0.00	0.00
NCAA	0.00	0.00	0.00
Less: Notice of Transfer of Allocations (NTA) Issued	17,665,189.73	7,615,372.33	25,280,562.06
Total Disbursement Authorities Available	0.00	0.00	0.00
Less:	174.22	0.00	174.22
Licensed NCA	17,665,015.51	7,360,328.29	25,025,343.80
Disbursements	0.00	0.00	0.00
Less: Other Non-Cash Disbursements	0.00	0.00	0.00
Disbursements effected through outright deductions from claims	0.00	0.00	0.00
Overpayment of expenses (e.g. personal benefits)	0.00	0.00	0.00
Resolution for loss of government property	0.00	0.00	0.00
Liquidated damages and similar claims	0.00	0.00	0.00
Others (e.g. TEF, BTR, Docs Stamp, etc.)	0.00	0.00	0.00
Adjustment Adjustments (e.g. cancelled/dated checks)	0.00	0.00	0.00
Balance of Disbursement Authorities as at date	0.00	255,044.04	255,044.04
Total Disbursements Program	0.00	0.00	0.00
Less: Actual Disbursements	0.00	0.00	0.00
(Over)/Under spending	0.00	0.00	0.00

Notes: * The use of NTA is discouraged
Notes: ** Amounts should tally with the grand total disbursement (column 27)

Certified Correct

JEAN B. ARABES
OIC - ACCOUNTING SECTION
Date: _____

Recommended Approval

MA. AURORA FELICIANO
OIC - FAD CHIEF
Date: 5/6

Approved By:

RICHARD P. BURGOS
DIRECTOR
Date: _____

MONTHLY REPORT OF DISBURSEMENTS
FOR THE MONTH OF APRIL 2021

Department : Department of Science and Technology
Agency : Science and Technology Information Institute
Organization Code : 19019000000
Funding Source Code : 101101 / 101407

Government Service Bank: Land Bank - Bicutan
MDS Acct.No. 2182-90007-1 / 2182-90046-2

PARTICULARS	CURRENT YEAR BUDGET				PRIOR YEAR'S BUDGET								TRUST LIABILITIES				GRAND TOTAL				REMARKS	
	PS	MOOE	CO	TOTAL	CURRENT YEAR'S AP				PRIOR YEAR'S AP				PS	MOOE	CO	TOTAL	PS	MOOE	CO	TOTAL		
					PS	MOOE	CO	TOTAL	PS	MOOE	CO	TOTAL										
CASH DISBURSEMENTS																						
NOTICE OF CASH ALLOCATION	3,171,285.78	1,251,808.98	-	4,423,094.76	-	-	-	-	-	2,425,861.20	-	2,425,861.20	-	-	-	-	3,171,285.78	3,677,670.18	-	-	-	6,848,955.96
MDS Regular:																						
Checks issued	819,132.39	134,350.92	-	953,483.31	-	-	-	-	-	-	-	-	-	-	-	819,132.39	134,350.92	-	-	-	953,483.31	
Advice to Debit Account	2,352,153.39	1,117,458.05	-	3,469,611.45	-	-	-	-	-	2,425,861.20	-	2,425,861.20	-	-	-	2,352,153.39	3,543,319.26	-	-	-	5,895,472.65	
TAX REMITTANCE ADVICES ISSUED (TRA)	327,055.73	37,953.84	-	365,009.57	-	-	-	-	-	146,362.76	-	146,362.76	-	-	-	327,055.73	184,316.60	-	-	-	511,372.33	
CASH DISBURSEMENT CEILING	-	-	-	-	-	-	-	-	-	-	-	-	-	-	-	-	-	-	-	-	-	-
NON-CASH AVAILMENT AUTHORITY	-	-	-	-	-	-	-	-	-	-	-	-	-	-	-	-	-	-	-	-	-	-
TOTAL	3,498,341.51	1,289,762.82	-	4,788,104.33	-	-	-	-	-	2,572,223.96	-	2,572,223.96	-	-	-	3,498,341.51	3,861,986.78	-	-	-	7,360,328.29	

SUMMARY:

	Previous Month	This Month	As of Date
Total Disbursement Authorities Received			
Accumulated Cash Balance			
NCA, Regular	16,481,000.00	7,104,000.00	23,585,000.00
TRA	1,184,189.73	511,372.33	1,695,562.05
Total Disbursements Authorities Available	17,665,189.73	7,615,372.33	25,280,562.05
Less: Lapsed NCA	174.22	174.22	174.22
Disbursements	17,665,015.51	7,360,328.29	25,025,343.80
Balance of Disbursements Authorities as of date	-	255,044.04	255,044.04

Total Disbursements Program
Less: Actual Disbursements
(Over)/Under Spending

Previous Months	This Month	As of Date
24,991,000.00	7,558,000.00	32,549,000.00
17,665,015.51	7,360,328.29	25,025,343.80
7,325,984.49	197,671.71	7,523,656.20

Certified Correct By

JEAN B. TRABES
OIC - Accounting Section

Date Prepared: 05-May-21

Recommending Approval:

MA. AURORA FEL DAYANGCO
OIC - PAD Chief

Approved By

RICHARD P. BURGOS
Director