



In following-up, pls. cite DMS ref #  
**2023-BF-0053960-E**

REPUBLIC OF THE PHILIPPINES  
**DEPARTMENT OF BUDGET AND MANAGEMENT**  
GENERAL SOLANO STREET, SAN MIGUEL, MANILA

**ACKNOWLEDGEMENT RECEIPT**

The **DEPARTMENT OF BUDGET AND MANAGEMENT** hereby acknowledges the receipt of your letter/request which has been uploaded to the DBM-Document Management System and routed to the appropriate office/s with the following information:

Sender: DOST-STII - PERSONAL DELIVERY  
Document Title: DOST-STII-BFARs AS OF MARCH 31, 2023  
Document Reference No: 2023-BF-0053960-E  
Date and Time Uploaded: Wednesday, April 26, 2023 5:44:14 PM  
Uploaded By: CRD RECEIVING RACHEL ANN  
Routed To: BMB-F CAMILLE J. VENTURA

cc:

Total no. of pages received: 1 copy And 24 pages

The determination of the completeness of the documentary requirements submitted, if any, is subject to the evaluation of the technical person in charge.

This receipt is system generated and does not require signature.


Received by:



DOCUMENT  
MANAGEMENT  
SYSTEM



Department of Science and Technology  
SCIENCE AND TECHNOLOGY INFORMATION INSTITUTE




# Budget and Financial Accountability Reports (BFARs) as of March 31, 2023



Government Accountancy Office  
Office of the Director  
RECEIVED  
Office of the Director *Mle*  
Date: 26 APR 2023

as prescribed under  
COA and DBM Joint Circular No. 2014-1 and 2019-1



# Table of Contents

<b>FAR No. 1</b>	<b>Statement of Appropriations, Allotments, Obligations, Disbursements and Balances (SAAODB)</b>
<b>FAR No. 1-A</b>	<b>Summary of Appropriations, Allotments Obligations, Disbursements and Balances by Object of Expenditures (SAAODBOE)</b>
<b>FAR No. 1-B</b>	<b>List of Allotments and Sub-Allotments</b>
<b>FAR No. 1-C</b>	<b>Not Applicable</b>
<b>FAR No. 2</b>	<b>Not Applicable</b>
<b>FAR No. 2A</b>	<b>Not Applicable</b>
<b>FAR No. 3</b>	<b>Not Applicable</b>
<b>FAR No. 4</b>	<b>Monthly Report of Disbursement (October 2022 to December 2022)</b>
<b>FAR No. 5</b>	<b>Quarterly Report of Revenue and Other Receipts (QRROR)</b>
<b>FAR No. 6</b>	<b>Statement of Approved Budget, Utilizations, Disbursements and Balances for Trust Receipts</b>

STATEMENT OF APPROPRIATIONS, ALLOTMENTS, OBLIGATIONS, DISBURSEMENTS AND BALANCES

As at the Quarter Ending March 31, 2023

Department : Department of Science and Technology (DOST)  
 Agency/Entity : Science and Technology Information Institute  
 Operating Unit : < not applicable >  
 Organization Code (UACS) : 19 019 0000000  
 Fund Cluster : 01 Regular Agency Fund  
 (e.g. UACS Fund Cluster: 01-Regular Agency Fund, 02-Foreign Assisted Projects Fund, 03-Special Account-Locally Funded/Domestic Grants Fund, and 04-Special Account-Foreign Assisted/Foreign Grants Fund)

X	Current Year Appropriations
	Supplemental Appropriations
	Continuing Appropriations

Particulars	UACS CODE	Appropriations			Allotments			Current Year Obligations					Current Year Disbursements				Balances						
		Authorized Appropriations	Adjustments (Transfer To/From, Modifications/ Augmentations)	Adjusted Appropriations	Allotments Received	Adjustments (Reductions, Modifications/ Augmentations)	Transfer To	Transfer From	Adjusted Total Allotments	1st Quarter Ending March 31	2nd Quarter Ending June 30	3rd Quarter Ending September 30	4th Quarter Ending December 31	TOTAL	1st Quarter Ending March 31	2nd Quarter Ending June 30	3rd Quarter Ending September 30	4th Quarter Ending December 31	TOTAL	Unreleased Appropriations	Unobligated Allotments	Unpaid Obligations(15-20)=(23+24)	
		3	4	5=(3+4)	6	7	8	9	10=(8+9-4+9)	11	12	13	14	15=(11+12+13+14)	16	17	18	19	20=(16+17+18+19)	21	22	23	24
I. Agency Specific Budget		126,640,000.00	0.00	126,640,000.00	126,640,000.00	0.00	0.00	0.00	126,640,000.00	23,698,246.13	0.00	0.00	0.00	23,698,246.13	14,480,698.23	0.00	0.00	0.00	14,480,698.23	0.00	102,941,763.87	225,054.90	8,992,505.00
General Administration and Support	1000000000000000	45,352,000.00	(2,266,373.00)	43,085,627.00	45,352,000.00	(2,266,373.00)	0.00	0.00	43,085,627.00	6,212,642.03	0.00	0.00	0.00	6,212,642.03	6,028,195.79	0.00	0.00	0.00	6,028,195.79	0.00	36,872,964.97	56,815.24	124,631.00
General Management and Supervision	100000100001000	44,488,000.00	(2,266,373.00)	42,221,627.00	44,488,000.00	(2,266,373.00)	0.00	0.00	42,221,627.00	6,212,642.03	0.00	0.00	0.00	6,212,642.03	6,028,195.79	0.00	0.00	0.00	6,028,195.79	0.00	36,008,984.97	56,815.24	124,631.00
PS		25,511,000.00	(2,266,373.00)	23,244,627.00	25,511,000.00	(2,266,373.00)	0.00	0.00	23,244,627.00	4,313,586.21	0.00	0.00	0.00	4,313,586.21	4,309,694.42	0.00	0.00	0.00	4,309,694.42	0.00	18,931,040.79	4,891.79	0.00
MOOE		10,357,000.00	0.00	10,357,000.00	10,357,000.00	0.00	0.00	0.00	10,357,000.00	1,899,055.82	0.00	0.00	0.00	1,899,055.82	1,719,501.37	0.00	0.00	0.00	1,719,501.37	0.00	8,457,944.18	54,923.45	124,631.00
CO		8,620,000.00	0.00	8,620,000.00	8,620,000.00	0.00	0.00	0.00	8,620,000.00	0.00	0.00	0.00	0.00	0.00	0.00	0.00	0.00	0.00	0.00	0.00	8,620,000.00	0.00	0.00
Administration of Personnel Benefits	100000100002000	864,000.00	0.00	864,000.00	864,000.00	0.00	0.00	0.00	864,000.00	0.00	0.00	0.00	0.00	0.00	0.00	0.00	0.00	0.00	0.00	0.00	864,000.00	0.00	0.00
PS		864,000.00	0.00	864,000.00	864,000.00	0.00	0.00	0.00	864,000.00	0.00	0.00	0.00	0.00	0.00	0.00	0.00	0.00	0.00	0.00	0.00	864,000.00	0.00	0.00
Sub-Total, General Administration and Support		45,352,000.00	(2,266,373.00)	43,085,627.00	45,352,000.00	(2,266,373.00)	0.00	0.00	43,085,627.00	6,212,642.03	0.00	0.00	0.00	6,212,642.03	6,028,195.79	0.00	0.00	0.00	6,028,195.79	0.00	36,872,964.97	56,815.24	124,631.00
PS		26,375,000.00	(2,266,373.00)	24,108,627.00	26,375,000.00	(2,266,373.00)	0.00	0.00	24,108,627.00	4,313,586.21	0.00	0.00	0.00	4,313,586.21	4,309,694.42	0.00	0.00	0.00	4,309,694.42	0.00	19,795,040.79	4,891.79	0.00
MOOE		10,357,000.00	0.00	10,357,000.00	10,357,000.00	0.00	0.00	0.00	10,357,000.00	1,899,055.82	0.00	0.00	0.00	1,899,055.82	1,719,501.37	0.00	0.00	0.00	1,719,501.37	0.00	8,457,944.18	54,923.45	124,631.00
FinEx (if Applicable)		0.00	0.00	0.00	0.00	0.00	0.00	0.00	0.00	0.00	0.00	0.00	0.00	0.00	0.00	0.00	0.00	0.00	0.00	0.00	0.00	0.00	0.00
CO		8,620,000.00	0.00	8,620,000.00	8,620,000.00	0.00	0.00	0.00	8,620,000.00	0.00	0.00	0.00	0.00	0.00	0.00	0.00	0.00	0.00	0.00	0.00	8,620,000.00	0.00	0.00
Operations	3000000000000000	81,288,000.00	2,266,373.00	83,554,373.00	81,288,000.00	2,266,373.00	0.00	0.00	83,554,373.00	17,485,604.10	0.00	0.00	0.00	17,485,604.10	8,452,490.44	0.00	0.00	0.00	8,452,490.44	0.00	66,068,768.90	165,239.66	8,867,874.00
CO - Public science and technology awareness program		81,288,000.00	2,266,373.00	83,554,373.00	81,288,000.00	2,266,373.00	0.00	0.00	83,554,373.00	17,485,604.10	0.00	0.00	0.00	17,485,604.10	8,452,490.44	0.00	0.00	0.00	8,452,490.44	0.00	66,068,768.90	165,239.66	8,867,874.00
Operation of Science and Technology Center for Information Services	310100100001000	28,908,000.00	0.00	28,908,000.00	28,908,000.00	0.00	0.00	0.00	28,908,000.00	5,240,214.83	0.00	0.00	0.00	5,240,214.83	3,935,011.24	0.00	0.00	0.00	3,935,011.24	0.00	23,667,785.17	56,600.59	1,245,603.00
PS		11,950,000.00	0.00	11,950,000.00	11,950,000.00	0.00	0.00	0.00	11,950,000.00	2,529,238.55	0.00	0.00	0.00	2,529,238.55	2,529,584.61	0.00	0.00	0.00	2,529,584.61	0.00	9,420,761.45	2,653.94	0.00
MOOE		16,958,000.00	0.00	16,958,000.00	16,958,000.00	0.00	0.00	0.00	16,958,000.00	2,710,976.28	0.00	0.00	0.00	2,710,976.28	1,408,426.63	0.00	0.00	0.00	1,408,426.63	0.00	14,247,023.72	56,946.65	1,245,603.00
Science and Technology Promotion and Advocacy Services	310100100002000	31,692,000.00	0.00	31,692,000.00	31,692,000.00	0.00	0.00	0.00	31,692,000.00	5,186,431.95	0.00	0.00	0.00	5,186,431.95	2,863,516.14	0.00	0.00	0.00	2,863,516.14	0.00	26,505,568.05	66,336.81	2,253,579.00
PS		12,374,000.00	0.00	12,374,000.00	12,374,000.00	0.00	0.00	0.00	12,374,000.00	2,301,780.83	0.00	0.00	0.00	2,301,780.83	2,293,510.67	0.00	0.00	0.00	2,293,510.67	0.00	10,072,219.17	8,279.18	0.00
MOOE		18,098,000.00	0.00	18,098,000.00	18,098,000.00	0.00	0.00	0.00	18,098,000.00	2,884,651.12	0.00	0.00	0.00	2,884,651.12	570,005.47	0.00	0.00	0.00	570,005.47	0.00	15,183,348.88	61,066.65	2,253,579.00
CO		1,250,000.00	0.00	1,250,000.00	1,250,000.00	0.00	0.00	0.00	1,250,000.00	0.00	0.00	0.00	0.00	0.00	0.00	0.00	0.00	0.00	0.00	0.00	1,250,000.00	0.00	0.00
Operation and Broadcast of DOST Science Technology Channel "DOSTV"	310100100003000	20,688,000.00	2,266,373.00	22,954,373.00	20,688,000.00	2,266,373.00	0.00	0.00	22,954,373.00	7,058,957.32	0.00	0.00	0.00	7,058,957.32	1,653,963.06	0.00	0.00	0.00	1,653,963.06	0.00	15,895,415.68	36,302.28	5,368,692.00
PS		0.00	2,266,373.00	2,266,373.00	0.00	2,266,373.00	0.00	0.00	2,266,373.00	462,743.62	0.00	0.00	0.00	462,743.62	458,941.36	0.00	0.00	0.00	458,941.36	0.00	1,803,829.38	3,802.28	0.00
MOOE		20,688,000.00	0.00	20,688,000.00	20,688,000.00	0.00	0.00	0.00	20,688,000.00	6,596,213.70	0.00	0.00	0.00	6,596,213.70	1,195,021.70	0.00	0.00	0.00	1,195,021.70	0.00	14,091,786.30	32,500.00	5,368,692.00

h



Department of Science and Technology (DST)  
 Agency/Entity : Science and Technology Information Institute  
 Operating Unit : < not applicable >  
 Organization Code (UACS) : 19 019 0000000  
 Fund Cluster : 01 Regular Agency Fund

X	Current Year Appropriations
	Supplemental Appropriations
	Continuing Appropriations

(e.g. UACS Fund Cluster: 01-Regular Agency Fund, 02-Foreign Assisted Projects Fund, 03-Special Account-Locally Funded/Domestic Grants Fund, and 04-Special Account-Foreign Assisted/Foreign Grants Fund)

Particulars	UACS CODE	Appropriations		Allotments			Current Year Obligations				Current Year Disbursements				Balances								
		Authorized Appropriations	Adjusted Appropriations	Allotments Received	Adjustments (Reductions, Modifications/ Augmentations)	Transfer To	Transfer From	Adjusted Total Allotments	1st Quarter Ending March 31	2nd Quarter Ending June 30	3rd Quarter Ending September 30	4th Quarter Ending December 31	TOTAL	1st Quarter Ending March 31	2nd Quarter Ending June 30	3rd Quarter Ending September 30	4th Quarter Ending December 31	TOTAL	Unreleased Appropriations	Unobligated Allotments	Unpaid Obligations (15-20) = (23+24)		
1	2	3	4	5=(3+4)	6	7	8	9	10=(8+(7)-4+9)	11	12	13	14	15=(11+12+13+14)	16	17	18	19	20=(16+17+18+19)	21	22	23	24
PROGRAM																							

Certified Correct:  
 JAQUELINE C. BAULESTEROS  
 Budget Officer  
 Date: 2023-04-26 09:42:21

Certified Correct:  
 MA. AURORA E. DAYANGCO  
 Accountant II  
 Date: 2023-04-26 09:42:21

Recommending Approval:  
 ARLENE B. CENTENO  
 FAD Chief  
 Date: 2023-04-26 09:46:36

Approved By:  
 RICHARD B. BURGOS  
 Agency Head  
 Date: 2023-04-26 09:48:48

This report was generated using the Unified Reporting System on April 26, 2023 10:15 AM version.FAR1.2.5; Status : SUBMITTED

FAR 1 - TOTAL	16,443,540.11
Additional Disbursement:	
GIA Trust Fund disbursement inadvertently paid through GAA Regular Fund	9,665.74
FAR 1 - GRAND TOTAL	16,453,225.85*

\*Php 16,453,225.85 disbursements as of March 31, 2023 per FAR 4


**STATEMENT OF APPROPRIATIONS, ALLOTMENTS, OBLIGATIONS, DISBURSEMENTS AND BALANCES**  
As at the Quarter Ending March 31, 2023

Department : Department of Science and Technology (DOST)  
 Agency/Entity : Science and Technology Information Institute  
 Operating Unit : < not applicable >  
 Organization Code (UACS) : 19 019 0000000  
 Fund Cluster : 01 Regular Agency Fund  
 (e.g. UACS Fund Cluster: 01-Regular Agency Fund, 02-Foreign Assisted Projects Fund, 03-Special Account-Locally Funded/Domestic Grants Fund, and 04-Special Account-Foreign Assisted/Foreign Grants Fund)

	Current Year Appropriations
	Supplemental Appropriations
X	Continuing Appropriations


Particulars	UACS CODE	Appropriations					Allotments				Current Year Obligations					Current Year Disbursements					Balances						
		Authorized Appropriations	Adjustments (Transfer To/From, Realignment)	Adjusted Appropriations	Allotments Received	Adjustments (Withdrawal, Realignment)	Transfer To	Transfer From	Adjusted Total Allotments	1st Quarter Ending March 31	2nd Quarter Ending June 30	3rd Quarter Ending September 30	4th Quarter Ending December 31	TOTAL	1st Quarter Ending March 31	2nd Quarter Ending June 30	3rd Quarter Ending September 30	4th Quarter Ending December 31	TOTAL	Unreleased Appropriations	Unobligated Allotments	Unpaid Obligations (15-20)=(23+24)					
		3	4	5=(3+4)	6	7	8	9	10=(8+9+4)	11	12	13	14	15=(11+12+13+14)	16	17	18	19	20=(16+17+18+19)	21=(5-10)	22=(10-15)	23	24				
I. Continuing Appropriations		1,895,746.36	0.00	1,895,746.36	1,895,746.36	0.00	0.00	0.00	1,895,746.36	0.00	0.00	0.00	0.00	0.00	0.00	0.00	0.00	0.00	0.00	0.00	0.00	0.00	1,895,746.36	0.00	0.00	0.00	0.00
I. Agency Specific Budget		1,895,746.36	0.00	1,895,746.36	1,895,746.36	0.00	0.00	0.00	1,895,746.36	0.00	0.00	0.00	0.00	0.00	0.00	0.00	0.00	0.00	0.00	0.00	0.00	0.00	1,895,746.36	0.00	0.00	0.00	0.00
General Administration and Support	1000000000000000	6,960.47	0.00	6,960.47	6,960.47	0.00	0.00	0.00	6,960.47	0.00	0.00	0.00	0.00	0.00	0.00	0.00	0.00	0.00	0.00	0.00	0.00	0.00	6,960.47	0.00	0.00	0.00	0.00
General Management and Supervision	100000100001000	6,960.47	0.00	6,960.47	6,960.47	0.00	0.00	0.00	6,960.47	0.00	0.00	0.00	0.00	0.00	0.00	0.00	0.00	0.00	0.00	0.00	0.00	0.00	6,960.47	0.00	0.00	0.00	0.00
CO		6,960.47	0.00	6,960.47	6,960.47	0.00	0.00	0.00	6,960.47	0.00	0.00	0.00	0.00	0.00	0.00	0.00	0.00	0.00	0.00	0.00	0.00	0.00	6,960.47	0.00	0.00	0.00	0.00
Sub-Total: General Administration and Support		6,960.47	0.00	6,960.47	6,960.47	0.00	0.00	0.00	6,960.47	0.00	0.00	0.00	0.00	0.00	0.00	0.00	0.00	0.00	0.00	0.00	0.00	0.00	6,960.47	0.00	0.00	0.00	0.00
PS		0.00	0.00	0.00	0.00	0.00	0.00	0.00	0.00	0.00	0.00	0.00	0.00	0.00	0.00	0.00	0.00	0.00	0.00	0.00	0.00	0.00	0.00	0.00	0.00	0.00	0.00
MOOE		0.00	0.00	0.00	0.00	0.00	0.00	0.00	0.00	0.00	0.00	0.00	0.00	0.00	0.00	0.00	0.00	0.00	0.00	0.00	0.00	0.00	0.00	0.00	0.00	0.00	0.00
FinEx (If Applicable)		0.00	0.00	0.00	0.00	0.00	0.00	0.00	0.00	0.00	0.00	0.00	0.00	0.00	0.00	0.00	0.00	0.00	0.00	0.00	0.00	0.00	0.00	0.00	0.00	0.00	0.00
CO		6,960.47	0.00	6,960.47	6,960.47	0.00	0.00	0.00	6,960.47	0.00	0.00	0.00	0.00	0.00	0.00	0.00	0.00	0.00	0.00	0.00	0.00	0.00	6,960.47	0.00	0.00	0.00	0.00
Operations	300000000030000	1,888,785.89	0.00	1,888,785.89	1,888,785.89	0.00	0.00	0.00	1,888,785.89	0.00	0.00	0.00	0.00	0.00	0.00	0.00	0.00	0.00	0.00	0.00	0.00	0.00	1,888,785.89	0.00	0.00	0.00	0.00
CO : Public Science and Technology awareness Increased SCIENCE AND TECHNOLOGY INFORMATION PROGRAM		1,888,785.89	0.00	1,888,785.89	1,888,785.89	0.00	0.00	0.00	1,888,785.89	0.00	0.00	0.00	0.00	0.00	0.00	0.00	0.00	0.00	0.00	0.00	0.00	0.00	1,888,785.89	0.00	0.00	0.00	0.00
Operation of Science and Technology Center for Information Services	310100100001000	207,475.70	0.00	207,475.70	207,475.70	0.00	0.00	0.00	207,475.70	0.00	0.00	0.00	0.00	0.00	0.00	0.00	0.00	0.00	0.00	0.00	0.00	0.00	207,475.70	0.00	0.00	0.00	0.00
MOOE		207,475.70	0.00	207,475.70	207,475.70	0.00	0.00	0.00	207,475.70	0.00	0.00	0.00	0.00	0.00	0.00	0.00	0.00	0.00	0.00	0.00	0.00	0.00	207,475.70	0.00	0.00	0.00	0.00
Operation and Broadcast of DOST Science Technology Channel "DOSTV"	310100100003000	1,681,310.19	0.00	1,681,310.19	1,681,310.19	0.00	0.00	0.00	1,681,310.19	0.00	0.00	0.00	0.00	0.00	0.00	0.00	0.00	0.00	0.00	0.00	0.00	0.00	1,681,310.19	0.00	0.00	0.00	0.00
MOOE		1,681,310.19	0.00	1,681,310.19	1,681,310.19	0.00	0.00	0.00	1,681,310.19	0.00	0.00	0.00	0.00	0.00	0.00	0.00	0.00	0.00	0.00	0.00	0.00	0.00	1,681,310.19	0.00	0.00	0.00	0.00
Sub-Total: Operations		1,888,785.89	0.00	1,888,785.89	1,888,785.89	0.00	0.00	0.00	1,888,785.89	0.00	0.00	0.00	0.00	0.00	0.00	0.00	0.00	0.00	0.00	0.00	0.00	0.00	1,888,785.89	0.00	0.00	0.00	0.00
PS		0.00	0.00	0.00	0.00	0.00	0.00	0.00	0.00	0.00	0.00	0.00	0.00	0.00	0.00	0.00	0.00	0.00	0.00	0.00	0.00	0.00	0.00	0.00	0.00	0.00	0.00
MOOE		1,888,785.89	0.00	1,888,785.89	1,888,785.89	0.00	0.00	0.00	1,888,785.89	0.00	0.00	0.00	0.00	0.00	0.00	0.00	0.00	0.00	0.00	0.00	0.00	0.00	1,888,785.89	0.00	0.00	0.00	0.00
FinEx (If Applicable)		0.00	0.00	0.00	0.00	0.00	0.00	0.00	0.00	0.00	0.00	0.00	0.00	0.00	0.00	0.00	0.00	0.00	0.00	0.00	0.00	0.00	0.00	0.00	0.00	0.00	0.00
CO		0.00	0.00	0.00	0.00	0.00	0.00	0.00	0.00	0.00	0.00	0.00	0.00	0.00	0.00	0.00	0.00	0.00	0.00	0.00	0.00	0.00	0.00	0.00	0.00	0.00	0.00
GRAND TOTAL		1,895,746.36	0.00	1,895,746.36	1,895,746.36	0.00	0.00	0.00	1,895,746.36	0.00	0.00	0.00	0.00	0.00	0.00	0.00	0.00	0.00	0.00	0.00	0.00	0.00	1,895,746.36	0.00	0.00	0.00	0.00
PS		0.00	0.00	0.00	0.00	0.00	0.00	0.00	0.00	0.00	0.00	0.00	0.00	0.00	0.00	0.00	0.00	0.00	0.00	0.00	0.00	0.00	0.00	0.00	0.00	0.00	0.00
MOOE		1,888,785.89	0.00	1,888,785.89	1,888,785.89	0.00	0.00	0.00	1,888,785.89	0.00	0.00	0.00	0.00	0.00	0.00	0.00	0.00	0.00	0.00	0.00	0.00	0.00	1,888,785.89	0.00	0.00	0.00	0.00
FinEx (If Applicable)		0.00	0.00	0.00	0.00	0.00	0.00	0.00	0.00	0.00	0.00	0.00	0.00	0.00	0.00	0.00	0.00	0.00	0.00	0.00	0.00	0.00	0.00	0.00	0.00	0.00	0.00
CO		6,960.47	0.00	6,960.47	6,960.47	0.00	0.00	0.00	6,960.47	0.00	0.00	0.00	0.00	0.00	0.00	0.00	0.00	0.00	0.00	0.00	0.00	0.00	6,960.47	0.00	0.00	0.00	0.00

th

Certified Correct:   
JAQUELINE C. BALLESTEROS  
Budget Officer  
Date: 2023-04-26 09:42:21

Certified Correct:   
MA. AURORA FELI DAYANGCO  
Accountant  
Date: 2023-04-26 09:42:21

Recommending Approval:   
ARLENE E. CENTENO  
FAD Chief  
Date: 2023-04-26 09:46:36

Approved By:   
RICHARD P. BURGOS  
Agency Head  
Date: 2023-04-26 09:48:48