



In following-up, pls. cite DMS ref #
2024-BF-0057412-E

REPUBLIC OF THE PHILIPPINES
DEPARTMENT OF BUDGET AND MANAGEMENT
GENERAL SOLANO STREET, SAN MIGUEL, MANILA

ACKNOWLEDGEMENT RECEIPT

The **DEPARTMENT OF BUDGET AND MANAGEMENT** hereby acknowledges the receipt of your letter/request which has been uploaded to the DBM-Document Management System and routed to the appropriate office/s with the following information:

Sender: budget@stii.dost.gov.ph - EMAIL_RECEIVED HARD COPY 4-30-2024

Document Title: DOST-STII- BFARS as of March 31, 2024_RECEIVED HARD COPY 4-30-2024

Document Reference No: 2024-BF-0057412-E

Date and Time Uploaded: Tuesday, April 30, 2024 8:49:29 AM

Uploaded By: CRD RECEIVING GLENN

Routed To: BMB-F CAMILLE J. VENTURA

cc:

Total no. of pages received: 1 copy And 15 pages

The determination of the completeness of the documentary requirements submitted, if any, is subject to the evaluation of the technical person in charge.

This receipt is system generated and does not require signature.

Received by:







DOCUMENT
MANAGEMENT
SYSTEM

Budget and Financial Accountability Reports (BFARs) as of March 31, 2024

as prescribed under
COA and DBM Joint Circular No. 2014-1 and 2019-1

Government Accountability Office
Office of the Director
RECEIVED
Office of the Director
Date: 30 APR 2024 *Mule*



 [dost.stii](https://www.facebook.com/dost.stii)   [dost_stii](https://twitter.com/dost_stii)  stii.dost.gov.ph

STATEMENT OF APPROPRIATIONS, ALLOTMENTS, OBLIGATIONS, DISBURSEMENTS AND BALANCES
As at the Quarter Ending March 31, 2024

Department : Department of Science and Technology (DOST)
 Agency/Entity : Science and Technology Information Institute
 Operating Unit : < not applicable >
 Organization Code (UACS) : 19 019 0000000
 Fund Cluster : 01 - Regular Agency Fund

X	Current Year Appropriations
	Supplemental Appropriations
	Continuing Appropriations

(e.g. UACS Fund Cluster: 01-Regular Agency Fund, 02-Foreign Assisted Projects Fund, 03-Special Account-Locally Funded/Domestic Grants Fund, and 04-Special Account-Foreign Assisted/Foreign Grants Fund)

Particulars	UACS CODE	Appropriations					Allotments					Current Year Obligations					Current Year Disbursements					Balances			
		Authorized Appropriations	Adjustments (Transfer To/From, Modifications/ Augmentations)	Adjusted Appropriations	Allotments Received	Adjustments (Reductions, Modifications/ Augmentations)	Transfer To	Transfer From	Adjusted Allotments	1st Quarter Ending March 31	2nd Quarter Ending June 30	3rd Quarter Ending September 30	4th Quarter Ending December 31	Total	1st Quarter Ending March 31	2nd Quarter Ending June 30	3rd Quarter Ending September 30	4th Quarter Ending December 31	Total	Unreleased Appropriations	Unobligated Allotments	Unpaid Obligations (15-20)=(23+24)			
																						Due and Demandable	Not Yet Due and Demandable		
1	2	3	4	5=(3+4)	6	7	8	9	10=(8)-(7)-(9)	11	12	13	14	15=(11+12+13+14)	16	17	18	19	20=(16+17+18+19)	21	22	23	24		
I. Agency Specific Budget		135,358,000.00	0.00	135,358,000.00	135,358,000.00	0.00	0.00	0.00	135,358,000.00	42,977,422.44	0.00	0.00	0.00	42,977,422.44	14,843,360.92	0.00	0.00	0.00	14,843,360.92	0.00	92,372,577.56	1,840,861.99	26,293,099.54		
General Administration and Support	1000000000000000	50,370,000.00	(2,271,171.00)	48,098,829.00	50,370,000.00	(2,271,171.00)	0.00	0.00	48,098,829.00	18,687,706.80	0.00	0.00	0.00	18,687,706.80	5,205,238.54	0.00	0.00	0.00	5,205,238.54	0.00	29,411,122.20	775,479.75	12,706,989.51		
General Management and Supervision	1000001000010000	37,480,000.00	(2,271,171.00)	35,208,829.00	37,480,000.00	(2,271,171.00)	0.00	0.00	35,208,829.00	6,158,907.56	0.00	0.00	0.00	6,158,907.56	5,205,238.54	0.00	0.00	0.00	5,205,238.54	0.00	29,049,921.44	775,479.75	178,189.27		
PS		25,937,000.00	(2,271,171.00)	23,665,829.00	25,937,000.00	(2,271,171.00)	0.00	0.00	23,665,829.00	4,231,831.45	0.00	0.00	0.00	4,231,831.45	3,868,267.73	0.00	0.00	0.00	3,868,267.73	0.00	19,433,997.55	363,563.72	0.00		
MOOE		11,543,000.00	0.00	11,543,000.00	11,543,000.00	0.00	0.00	0.00	11,543,000.00	1,927,076.11	0.00	0.00	0.00	1,927,076.11	1,336,970.81	0.00	0.00	0.00	1,336,970.81	0.00	9,515,923.89	411,916.03	178,189.27		
Project(s)		12,890,000.00	0.00	12,890,000.00	12,890,000.00	0.00	0.00	0.00	12,890,000.00	12,528,799.24	0.00	0.00	0.00	12,528,799.24	0.00	0.00	0.00	0.00	0.00	0.00	361,200.76	0.00	12,528,799.24		
Locally-Funded Project(s)		12,890,000.00	0.00	12,890,000.00	12,890,000.00	0.00	0.00	0.00	12,890,000.00	12,528,799.24	0.00	0.00	0.00	12,528,799.24	0.00	0.00	0.00	0.00	0.00	0.00	361,200.76	0.00	12,528,799.24		
Conversion of Atrium to Library Makerspace	1000002000040000	6,828,000.00	0.00	6,828,000.00	6,828,000.00	0.00	0.00	0.00	6,828,000.00	6,802,481.77	0.00	0.00	0.00	6,802,481.77	0.00	0.00	0.00	0.00	0.00	0.00	25,518.23	0.00	6,802,481.77		
CO		6,828,000.00	0.00	6,828,000.00	6,828,000.00	0.00	0.00	0.00	6,828,000.00	6,802,481.77	0.00	0.00	0.00	6,802,481.77	0.00	0.00	0.00	0.00	0.00	0.00	25,518.23	0.00	6,802,481.77		
Improvement of DOST-STII Grounds and Facilities (GenSet, ICT Backup Facility, and Property Storage)	1000002000050000	6,062,000.00	0.00	6,062,000.00	6,062,000.00	0.00	0.00	0.00	6,062,000.00	5,726,317.47	0.00	0.00	0.00	5,726,317.47	0.00	0.00	0.00	0.00	0.00	0.00	335,682.53	0.00	5,726,317.47		
CO		6,062,000.00	0.00	6,062,000.00	6,062,000.00	0.00	0.00	0.00	6,062,000.00	5,726,317.47	0.00	0.00	0.00	5,726,317.47	0.00	0.00	0.00	0.00	0.00	0.00	335,682.53	0.00	5,726,317.47		
Sub-Total, General Administration and Support		50,370,000.00	(2,271,171.00)	48,098,829.00	50,370,000.00	(2,271,171.00)	0.00	0.00	48,098,829.00	18,687,706.80	0.00	0.00	0.00	18,687,706.80	5,205,238.54	0.00	0.00	0.00	5,205,238.54	0.00	29,411,122.20	775,479.75	12,706,989.51		
PS		25,937,000.00	(2,271,171.00)	23,665,829.00	25,937,000.00	(2,271,171.00)	0.00	0.00	23,665,829.00	4,231,831.45	0.00	0.00	0.00	4,231,831.45	3,868,267.73	0.00	0.00	0.00	3,868,267.73	0.00	19,433,997.55	363,563.72	0.00		
MOOE		11,543,000.00	0.00	11,543,000.00	11,543,000.00	0.00	0.00	0.00	11,543,000.00	1,927,076.11	0.00	0.00	0.00	1,927,076.11	1,336,970.81	0.00	0.00	0.00	1,336,970.81	0.00	9,515,923.89	411,916.03	178,189.27		
FinEx (if Applicable)		0.00	0.00	0.00	0.00	0.00	0.00	0.00	0.00	0.00	0.00	0.00	0.00	0.00	0.00	0.00	0.00	0.00	0.00	0.00	0.00	0.00	0.00		
CO		12,890,000.00	0.00	12,890,000.00	12,890,000.00	0.00	0.00	0.00	12,890,000.00	12,528,799.24	0.00	0.00	0.00	12,528,799.24	0.00	0.00	0.00	0.00	0.00	0.00	361,200.76	0.00	12,528,799.24		
Operations	3000000000000000	84,980,000.00	2,271,171.00	87,251,171.00	84,980,000.00	2,271,171.00	0.00	0.00	87,251,171.00	24,289,715.64	0.00	0.00	0.00	24,289,715.64	9,638,122.38	0.00	0.00	0.00	9,638,122.38	0.00	62,961,455.36	1,065,482.23	13,586,111.03		
CO : Public Science and Technology awareness		84,980,000.00	2,271,171.00	87,251,171.00	84,980,000.00	2,271,171.00	0.00	0.00	87,251,171.00	24,289,715.64	0.00	0.00	0.00	24,289,715.64	9,638,122.38	0.00	0.00	0.00	9,638,122.38	0.00	62,961,455.36	1,065,482.23	13,586,111.03		
SCIENCE AND TECHNOLOGY INFORMATION PROGRAM		84,980,000.00	2,271,171.00	87,251,171.00	84,980,000.00	2,271,171.00	0.00	0.00	87,251,171.00	24,289,715.64	0.00	0.00	0.00	24,289,715.64	9,638,122.38	0.00	0.00	0.00	9,638,122.38	0.00	62,961,455.36	1,065,482.23	13,586,111.03		
Operation of Science and Technology Center/ Information Services	3101001000010000	30,801,000.00	0.00	30,801,000.00	30,801,000.00	0.00	0.00	0.00	30,801,000.00	6,651,108.97	0.00	0.00	0.00	6,651,108.97	3,799,447.19	0.00	0.00	0.00	3,799,447.19	0.00	24,149,891.03	544,167.00	2,307,494.78		
PS		11,538,000.00	0.00	11,538,000.00	11,538,000.00	0.00	0.00	0.00	11,538,000.00	2,502,083.10	0.00	0.00	0.00	2,502,083.10	2,247,571.71	0.00	0.00	0.00	2,247,571.71	0.00	9,935,916.90	254,511.39	0.00		
MOOE		19,163,000.00	0.00	19,163,000.00	19,163,000.00	0.00	0.00	0.00	19,163,000.00	4,062,026.87	0.00	0.00	0.00	4,062,026.87	1,551,875.48	0.00	0.00	0.00	1,551,875.48	0.00	15,100,973.13	289,655.61	2,220,495.78		
CO		100,000.00	0.00	100,000.00	100,000.00	0.00	0.00	0.00	100,000.00	86,999.00	0.00	0.00	0.00	86,999.00	0.00	0.00	0.00	0.00	0.00	0.00	13,001.00	0.00	86,999.00		
Science and Technology Promotion and Advocacy Services	3101001000020000	34,803,000.00	0.00	34,803,000.00	34,803,000.00	0.00	0.00	0.00	34,803,000.00	6,961,453.10	0.00	0.00	0.00	6,961,453.10	3,433,144.19	0.00	0.00	0.00	3,433,144.19	0.00	27,841,546.90	273,628.91	3,254,680.00		
PS		10,358,000.00	0.00	10,358,000.00	10,358,000.00	0.00	0.00	0.00	10,358,000.00	2,220,121.77	0.00	0.00	0.00	2,220,121.77	2,044,777.78	0.00	0.00	0.00	2,044,777.78	0.00	8,137,878.23	175,343.99	0.00		
MOOE		22,445,000.00	0.00	22,445,000.00	22,445,000.00	0.00	0.00	0.00	22,445,000.00	4,741,331.33	0.00	0.00	0.00	4,741,331.33	1,388,366.41	0.00	0.00	0.00	1,388,366.41	0.00	17,703,668.67	98,284.92	3,254,680.00		
CO		2,000,000.00	0.00	2,000,000.00	2,000,000.00	0.00	0.00	0.00	2,000,000.00	0.00	0.00	0.00	0.00	0.00	0.00	0.00	0.00	0.00	0.00	0.00	2,000,000.00	0.00	0.00		

Department : Department of Science and Technology (DOST)
 Agency/Entity : Science and Technology Information Institute
 Operating Unit : < not applicable >
 Organization Code (UACS) : 19 019 0000000
 Fund Cluster : 01 - Regular Agency Fund

(e.g. UACS Fund Cluster: 01-Regular Agency Fund, 02-Foreign Assisted Projects Fund, 03-Special Account-Locally Funded/Domestic Grants Fund, and 04-Special Account-Foreign Assisted/Foreign Grants Fund)

X	Current Year Appropriations
	Supplemental Appropriations
	Continuing Appropriations

Particulars	UACS CODE	Appropriations			Allotments			Current Year Obligations					Current Year Disbursements				Balances						
		Authorized Appropriations	Adjustments (Transfer To/From, Modifications/ Augmentations)	Adjusted Appropriations	Allotments Received	Adjustments (Reductions, Modifications/ Augmentations)	Transfer To	Transfer From	Adjusted Allotments	1st Quarter Ending March 31	2nd Quarter Ending June 30	3rd Quarter Ending September 30	4th Quarter Ending December 31	Total	1st Quarter Ending March 31	2nd Quarter Ending June 30	3rd Quarter Ending September 30	4th Quarter Ending December 31	Total	Unreleased Appropriations	Unobligated Allotments	Unpaid Obligations (15-20)-(23+24)	
1	2	3	4	5=(3+4)	6	7	8	9	10=(8+(-17)-8+9)	11	12	13	14	15=(11+12+13+14)	16	17	18	19	20=(16+17+18+19)	21	22	23	24
MOOE		72,527,000.00	0.00	72,527,000.00	72,527,000.00	0.00	0.00	0.00	72,527,000.00	20,928,476.61	0.00	0.00	0.00	20,928,476.61	6,287,046.33	0.00	0.00	0.00	6,287,046.33	0.00	51,598,523.39	964,128.98	13,677,301.30
CO		14,990,000.00	0.00	14,990,000.00	14,990,000.00	0.00	0.00	0.00	14,990,000.00	12,615,798.24	0.00	0.00	0.00	12,615,798.24	0.00	0.00	0.00	0.00	0.00	0.00	2,374,201.76	0.00	12,615,798.24
Recapitulation by OO:																							
I Agency Specific Budget		84,980,000.00	3,353,732.36	88,333,732.36	84,980,000.00	3,353,732.36	0.00	0.00	88,333,732.36	25,372,277.00	0.00	0.00	0.00	25,372,277.00	10,720,683.74	0.00	0.00	0.00	10,720,683.74	0.00	62,961,455.36	1,065,482.23	13,586,111.03
SCIENCE AND TECHNOLOGY INFORMATION PROGRAM		84,980,000.00	3,353,732.36	88,333,732.36	84,980,000.00	3,353,732.36	0.00	0.00	88,333,732.36	25,372,277.00	0.00	0.00	0.00	25,372,277.00	10,720,683.74	0.00	0.00	0.00	10,720,683.74	0.00	62,961,455.36	1,065,482.23	13,586,111.03

Certified Correct:
 BENILA B. BIVERA
 Budget Officer II
 Date: 12 9 APR 2024

Certified Correct:
 MA. ALICIA FEL L. DAYANGCO
 Accountant II
 Date: 4/9

Recommending Approval By:
 ARLENE C. CENTINA
 Chief, Finance and Administrative Division
 Date:

Approved By:
 RICHARD P. BURGOS
 Agency Head
 Date:

STATEMENT OF APPROPRIATIONS, ALLOTMENTS, OBLIGATIONS, DISBURSEMENTS AND BALANCES
As of the Month Ending March 31, 2024

Department : Department of Science and Technology (DOST)
 Agency/Entity : Science and Technology Information Institute
 Operating Unit : < not applicable >
 Organization Code (UACS) : 19 019 0000000
 Funding Cluster : 01 Regular Agency Fund

	Current Year Appropriations
	Supplemental Appropriations
/	Continuing Appropriations

(e.g. UACS Fund Cluster: 01-Regular Agency Fund, 02-Foreign Assisted Projects Fund, 03-Special Account-Locally Funded/Domestic Grants Fund, and 04-Special Account-Foreign Assisted/Foreign Grants Fund)

Particulars	UACS CODE	Appropriations			Allotments					Current Year Obligations					Current Year Disbursements					Balances				
		Authorized Appropriation	Adjustments (Transfer To)/From, Realignment	Adjusted Appropriations	Allotments Received	Adjustments (Withdrawal, Realignment)	Transfer To	Transfer From	Adjusted Total Allotments	1st Quarter Ending March 31	2nd Quarter Ending June 30	3rd Quarter Ending Sept. 30	4th Quarter Ending Dec. 31	Total	1st Quarter Ending March 31	2nd Quarter Ending June 30	3rd Quarter Ending Sept. 30	4th Quarter Ending Dec. 31	Total	Unreleased Appropriations	Unobligated Allotment	Unpaid Obligations (15-20) = (23+24)		
		3	4	5=(3+4)	6	7	8	9	10=[(6+7)-8+9]	11	12	13	14	15=[(11+12+13+14)]	16	17	18	19	20=[(16+17+18+19)]	21=(5-10)	22=(10-15)	23	24	
I. Agency Specific Budget	1 01 101																							
General Administration and Support	10000000000000000000	635,128.62	-	635,128.62	635,128.62	-	-	-	635,128.62	635,027.70	-	-	-	635,027.70	-	-	-	-	-	-	-	100.92	-	635,027.70
General Admin. And Support Services	10000000000000000000	635,128.62	-	635,128.62	635,128.62	-	-	-	635,128.62	635,027.70	-	-	-	635,027.70	-	-	-	-	-	-	-	100.92	-	635,027.70
PS																								
MOOE																								
CO		635,128.62	-	635,128.62	635,128.62	-	-	-	635,128.62	635,027.70	-	-	-	635,027.70	-	-	-	-	-	-	-	100.92	-	635,027.70
Administration of Personnel Benefits	10000000000000000000	-	-	-	-	-	-	-	-	-	-	-	-	-	-	-	-	-	-	-	-	-	-	-
PS																								
Operations	30000000000000000000	793,970.09	-	793,970.09	793,970.09	-	-	-	793,970.09	-	-	-	-	-	-	-	-	-	-	-	-	-	793,970.09	-
OO : Public Science and Technology awareness increased	793,970.09	-	-	793,970.09	793,970.09	-	-	-	793,970.09	-	-	-	-	-	-	-	-	-	-	-	-	-	793,970.09	-
SCIENCE AND TECHNOLOGY INFORMATION	793,970.09	-	-	793,970.09	793,970.09	-	-	-	793,970.09	-	-	-	-	-	-	-	-	-	-	-	-	-	793,970.09	-
Operation of Science and Technology Center for Information Service	3101001000010000	-	-	-	-	-	-	-	-	-	-	-	-	-	-	-	-	-	-	-	-	-	-	-
PS																								
MOOE																								
CO																								
Science and Technology Promotion and Advocacy Services	3101001000020000	793,970.09	-	793,970.09	793,970.09	-	-	-	793,970.09	-	-	-	-	-	-	-	-	-	-	-	-	-	793,970.09	-
PS																								
MOOE		614,747.85	-	614,747.85	614,747.85	-	-	-	614,747.85	-	-	-	-	-	-	-	-	-	-	-	-	-	614,747.85	-
CO		179,222.24	-	179,222.24	179,222.24	-	-	-	179,222.24	-	-	-	-	-	-	-	-	-	-	-	-	-	179,222.24	-
Continuing Operation and Broadcast of DOST Science and Technology Channel	3101001000030000	-	-	-	-	-	-	-	-	-	-	-	-	-	-	-	-	-	-	-	-	-	-	-
PS																								
MOOE																								
CO																								
Sub-Total, Agency Specific Budget		1,429,098.71	-	1,429,098.71	1,429,098.71	-	-	-	1,429,098.71	635,027.70	-	-	-	635,027.70	-	-	-	-	-	-	-	794,071.01	-	635,027.70
PS																								
MOOE		614,747.85	-	614,747.85	614,747.85	-	-	-	614,747.85	-	-	-	-	-	-	-	-	-	-	-	-	614,747.85	-	-
CO		814,350.86	-	814,350.86	814,350.86	-	-	-	814,350.86	635,027.70	-	-	-	635,027.70	-	-	-	-	-	-	-	179,323.16	-	635,027.70
II. Automatic Appropriations																								
PS																								
Sub-Total, Automatic Appropriations																								
III. Special Purpose Fund (Please specify)																								
MPBF																								
PS																								
PGF																								
Sub-Total, Special Purpose Fund																								
PS																								
GRAND TOTAL		1,429,098.71	-	1,429,098.71	1,429,098.71	-	-	-	1,429,098.71	635,027.70	-	-	-	635,027.70	-	-	-	-	-	-	-	794,071.01	-	635,027.70
PS																								
MOOE		614,747.85	-	614,747.85	614,747.85	-	-	-	614,747.85	-	-	-	-	-	-	-	-	-	-	-	-	614,747.85	-	-
CO		814,350.86	-	814,350.86	814,350.86	-	-	-	814,350.86	635,027.70	-	-	-	635,027.70	-	-	-	-	-	-	-	179,323.16	-	635,027.70
Reapportionment by OO:																								
SCIENCE AND TECHNOLOGY INFORMATION PROGRAM		793,970.09	-	793,970.09	793,970.09	-	-	-	793,970.09	-	-	-	-	-	-	-	-	-	-	-	-	793,970.09	-	-
Certified Correct:																								
BENILTA S. BUEMIA Budget Officer	Certified Correct:							Recommending Approval:							Approved By:									
Date: 21 APR 2024	MA. AURORA F. L. DAYANGCO Chief Accountant							ARVENA E. CENENO FAO Chief							RICHARD S. BURGOS Agency Head									